

NetKey® Category 6A Punchdown Jack Module

PANDUIT®

DATA SHEET

specifications

Category 6A/Class E_A, 8-position keystone jack module shall terminate unshielded twisted 4-pair, 22 – 26 AWG, 100 ohm cable. Punchdown tool properly terminates each conductor for optimum performance. Universal label is color-coded T568A and T568B wiring schemes.



technical information

Category 6A/Class E_A channel and component performance:	Exceeds ANSI/TIA-568-C.2 Category 6A and ISO 11801 Class E _A channel requirements at swept frequencies up to 500 MHz Exceeds ANSI/TIA-568-C.2 and ISO 11801 Class E _A standards at swept frequencies up to 500 MHz
FCC compliance:	Complies with ANSI/TIA-1096-A (formerly FCC Part 68); contacts plated with 50 microinches of gold for superior performance
IEC compliance:	Meets IEC 60603-7
PoE compliance:	Supports IEEE 802.3af/802.3at and proposed 802.3bt type 3 and type 4 PoE applications
Safety compliance:	cULus Listed; UL 1863 and CAN/CSA-C22.2 (UL File E129886)
RoHS compliance:	Compliant

key features and benefits

100% performance tested	Confidence that each jack module delivers specified performance
110 style punchdown termination	Utilizes industry standard termination style and includes wire retention cap
Modular	Universal keystone jack modules snap in and out of all NetKey® Faceplates, Modular Patch Panels, and Surface Mount Boxes for fast moves, adds, and changes
Individually serialized	Marked with quality control number for future traceability
Convenience packaging (optional)	25 jacks packaged in one easy to open container, eliminating the time to open each individual package and reducing on-site waste; ideal for high volume installations

applications

NetKey® Category 6A Punchdown Jack Modules provide a cost effective medium for ensuring that network bandwidth needs are easily met today and tomorrow. The NetKey® Solution helps organizations efficiently and reliably meet data transmission needs.

With certified performance to ISO 11801 and ANSI/TIA-568-C.2 Category 6A component standards, this system will support high bandwidth applications such as those required by education, healthcare, finance, and banking.

NetKey® Category 6A Jack Module

Module: NK6X88M*
Bulk pack of 24 jack modules: NK6X88M*-Q

Termination and Cable Prep Tools

Punchdown tool: PDT110‡
Punchdown base: NKSPB
JackRapid⁺
Termination Tool: JR-PAN-2‡‡
Cable stripping tool: CWST
Cable stripping tool: CJUST

*To designate a color, add suffix IW (Off White), EI (Electric Ivory), IG (Int'l Gray), WH (White), BL (Black), OR (Orange), RD (Red), BU (Blue), GR (Green) or YL (Yellow).

‡Terminates the NetKey® Keystone Punchdown Jack Module and NetKey® Patch Panel.

‡‡Terminates the NetKey® Keystone Punchdown Jack Module. Fluke JackRapid⁺ Termination Tool available through distribution. To locate the local office, visit www.flukenetworks.com/contact.
*JackRapid is a trademark of Fluke Networks.

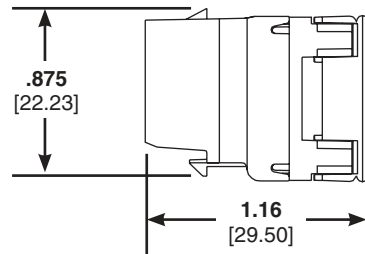
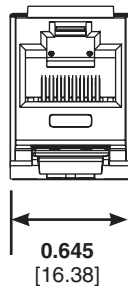
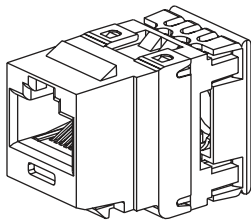
NetKey® Category 6A Punchdown Jack Module

Test Results

Mechanical Test	Test Method	Measurement	Typical Test Results
<i>Normal Force</i>	—	Load (grams)	>100
<i>Vibration</i>	IEC 512-6d	Circuit Resistance (mOhms)	<40
<i>Shock</i>	IEC 512-6c	Contact Disturbance (microseconds)	<5
<i>Durability</i>	IEC 512-9a	Circuit Resistance (mOhms)	<40
<i>Mating/Un-Mating</i>	IEC 512-13b	Mating Force (N)	<20
		Un-Mating Force (N)	<20
<i>Termination Cycles</i>	IEC 352	Number of Cycles	<20

Electrical Test	Test Method	Measurement	Typical Test Results
<i>Low Level Circuit Resistance</i>	IEC 512-2a	Resistance (mOhms)	<20
<i>Dielectric Withstand Voltage</i>	IEC 512-4a	1000 V, 1 minute	Passed
<i>Insulation Resistance</i>	IEC 512-3a	Resistance (mOhms)	>500

Environmental Test	Test Method	Measurement	Typical Test Results
<i>Temperature Life</i>	IEC 512-9b	Circuit Resistance (mOhms)	<40
<i>Humidity</i>	IEC 512-11c	Circuit Resistance (mOhms)	<40
<i>Thermal Shock</i>	IEC 512-11d	Circuit Resistance (mOhms)	<40
<i>Climatic Sequence</i>	IEC 512-11a	Circuit Resistance (mOhms)	<40
<i>Flowing Mixed Gas Corrosion</i>	IEC 512-11g	Circuit Resistance (mOhms)	<40



Dimensions are in inches [Dimensions in brackets are metric]

WORLDWIDE SUBSIDIARIES AND SALES OFFICES

PANDUIT CANADA
Markham, Ontario
cs-cdn@panduit.com
Phone: 800.777.3300

PANDUIT EUROPE LTD.
London, UK
cs-emea@panduit.com
Phone: 44.20.8601.7200

PANDUIT SINGAPORE PTE. LTD.
Republic of Singapore
cs-ap@panduit.com
Phone: 65.6305.7575

PANDUIT JAPAN
Tokyo, Japan
cs-japan@panduit.com
Phone: 81.3.6863.6000

PANDUIT LATIN AMERICA
Guadalajara, Mexico
cs-la@panduit.com
Phone: 52.33.3777.6000

PANDUIT AUSTRALIA PTY. LTD.
Victoria, Australia
cs-aus@panduit.com
Phone: 61.3.9794.9020

For a copy of Panduit product warranties, log on to www.panduit.com/warranty

For more information

Visit us at www.panduit.com

Contact Customer Service by email: cs@panduit.com
or by phone: 800.777.3300

©2016 Panduit Corp.
ALL RIGHTS RESERVED.
NKDS52--WW-ENG
9/15/2016