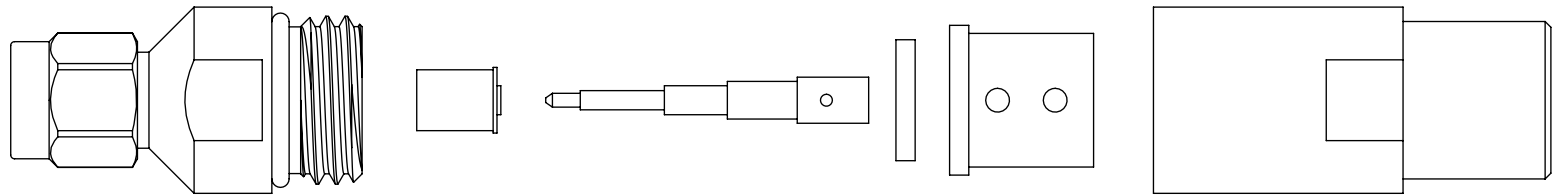
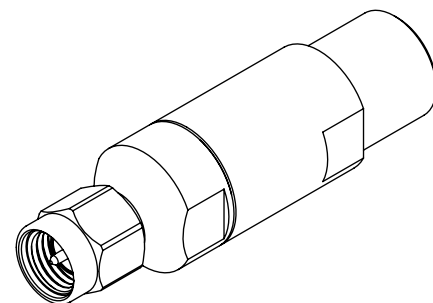
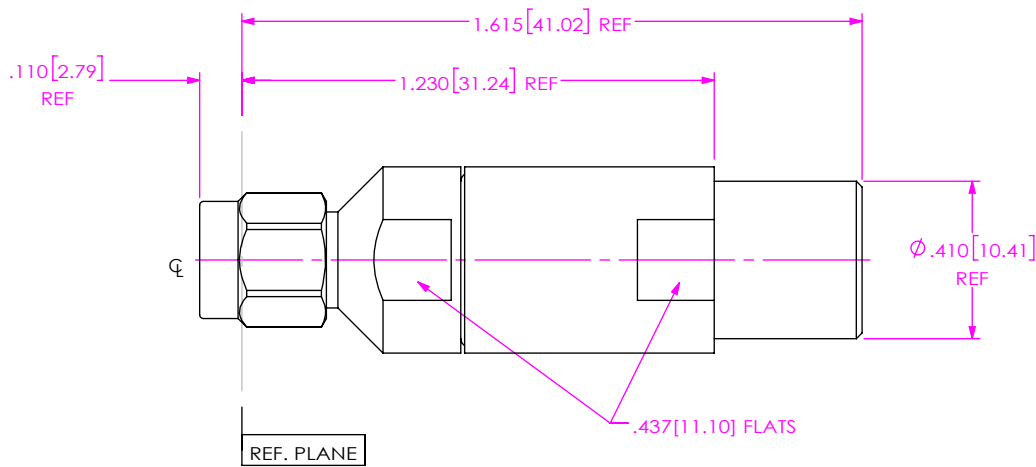


DO NOT SCALE FROM THIS PRINT

DESIGNED & DIMENSIONED IN INCHES[MILLIMETERS]

PRF01-P-C-EP-290-SS-2

- SERIES -01: SMA
- GENDER -P: PLUG
- TYPE -C: CABLE
- FINISH -EP: 50µ" EXTRA HEAVY GOLD CENTER CONTACT, PASSIVATED OUTER CONTACT
- OPTION -2
- TERMINATION -S: SOLDER CLAMP
- ORIENTATION -S: STRAIGHT
- CABLE TYPE -290: SEMFLEX LA290



EXPLODED VIEW
NOT TO SCALE
(FOR CLARITY ONLY)

NOTES:

1. MATERIAL:
 BODY, COUPLING NUT & CLAMP NUT: STAINLESS STEEL.
 CONTACT & LOCK RING: BERYLLIUM COPPER.
 SOLDER FERRULE: BRASS.
 O-RING & GASKET: SILICONE RUBBER.
 INSULATOR: PTFE.
 DIELECTRIC BEAD: ULTEM 1000.
2. FINISH:
 BODY, COUPLING NUT & CLAMP NUT: PASSIVATED.
 CONTACT & SOLDER FERRULE: GOLD OVER NICKEL PLATE,
 50 µIN MIN GOLD OVER 50 µIN MIN NICKEL.
3. PCI P/N: 3551.

UNLESS OTHERWISE SPECIFIED, DIMENSIONS ARE IN INCHES.
 TOLERANCES ARE:
 DECIMALS ANGLES
 .XX: ±.01 [0.3] 1°
 .XXX: ±.005 [0.13]
 .XXXX: ±.0005 [0.013]

PROPRIETARY NOTE
 THIS DOCUMENT CONTAINS CONFIDENTIAL AND PROPRIETARY INFORMATION AND ALL DESIGN, MANUFACTURING, REPRODUCTION, USE, PATENT RIGHTS AND SALES RIGHTS ARE EXPRESSLY RESERVED BY SAMTEC, INC. THIS DOCUMENT SHALL NOT BE DISCLOSED, IN WHOLE OR PART, TO ANY UNAUTHORIZED PERSON OR ENTITY NOR REPRODUCED, TRANSFERRED OR INCORPORATED IN ANY OTHER PROJECT IN ANY MANNER WITHOUT THE EXPRESS WRITTEN CONSENT OF SAMTEC, INC.



520 PARK EAST BLVD, NEW ALBANY, IN 47150
 PHONE: 812-944-6733 FAX: 812-948-5047
 e-Mail info@SAMTEC.com code 55322

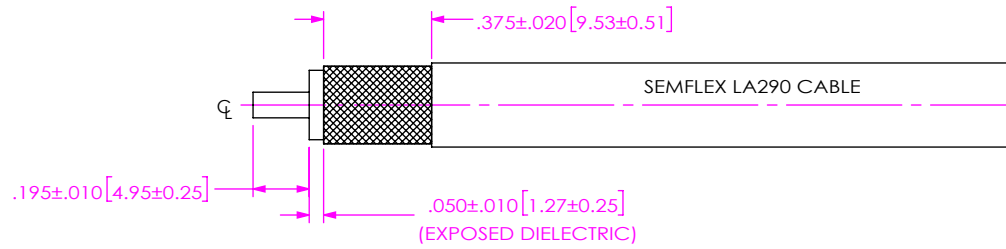
DO NOT SCALE DRAWING

SHEET SCALE: 2:1

DESCRIPTION: SMA PLUG, SOLDER CLAMP FOR SEMFLEX LA290 CABLE. LOW PROFILE

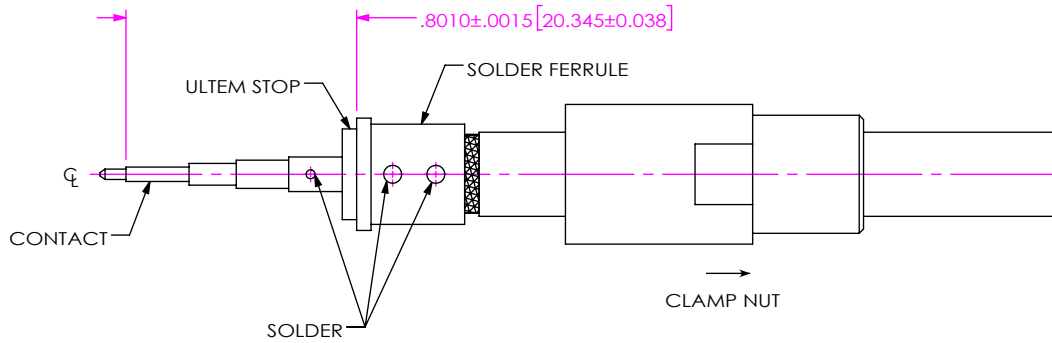
DWG. NO. PRF01-P-C-EP-290-SS-2

BY: EVE L 08/18/2021 SHEET 1 OF 2



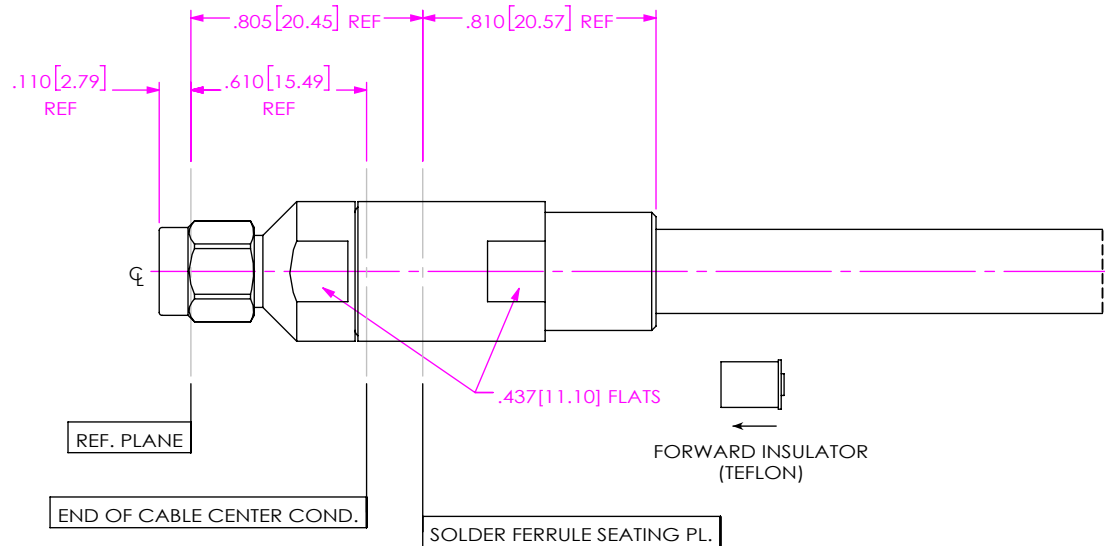
1. TRIM CABLE AS SHOWN.

IN-PROCESS 1



- 2A. SLIDE CLAMP NUT OVER CABLE AS SHOWN.
- 2B. INSERT CABLE INTO SOLDER FERRULE UNTIL CABLE DIELECTRIC IS FLUSH WITH FACE OF FERRULE. THEN SOLDER BOTH CABLE BRAIDS WHERE SHOWN.
- 2C. SLIDE DIELECTRIC STOP OVER CABLE CENTER CONDUCTOR AND SOLDER CONTACT FLUSH AGAINST STOP TO DIMENSION SHOWN.

IN-PROCESS 2



- 3A. INSERT FORWARD INSULATOR INTO CONNECTOR IN ORIENTATION SHOWN.
- 3B. INSERT CABLE/CONTACT SUB-ASSEMBLY INTO CONNECTOR UNTIL SEATED AND TIGHTEN CLAMP NUT TO 35-45 IN-LBS.

IN-PROCESS 3

<p>DO NOT SCALE DRAWING</p> <p>SHEET SCALE: 1.5:1</p>	<p>PROPRIETARY NOTE</p> <p>THIS DOCUMENT CONTAINS CONFIDENTIAL AND PROPRIETARY INFORMATION AND ALL DESIGN, MANUFACTURING, REPRODUCTION, USE, PATENT RIGHTS AND SALES RIGHTS ARE EXPRESSLY RESERVED BY SAMTEC, INC. THIS DOCUMENT SHALL NOT BE DISCLOSED, IN WHOLE OR PART, TO ANY UNAUTHORIZED PERSON OR ENTITY NOR REPRODUCED, TRANSFERRED OR INCORPORATED IN ANY OTHER PROJECT IN ANY MANNER WITHOUT THE EXPRESS WRITTEN CONSENT OF SAMTEC, INC.</p>	<p>520 PARK EAST BLVD, NEW ALBANY, IN 47150 PHONE: 812-944-6733 FAX: 812-948-5047 e-Mail info@SAMTEC.com code 55322</p>
	<p>DESCRIPTION: SMA PLUG, SOLDER CLAMP FOR SEMIFLEX LA290 CABLE. LOW PROFILE</p>	
	<p>DWG. NO. PRF01-P-C-EP-290-SS-2</p>	
<p>BY: EVE L</p>	<p>08/18/2021</p>	<p>SHEET 2 OF 2</p>