

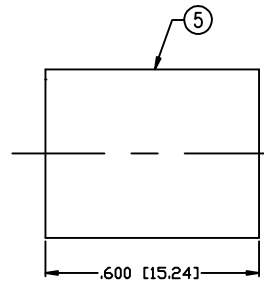
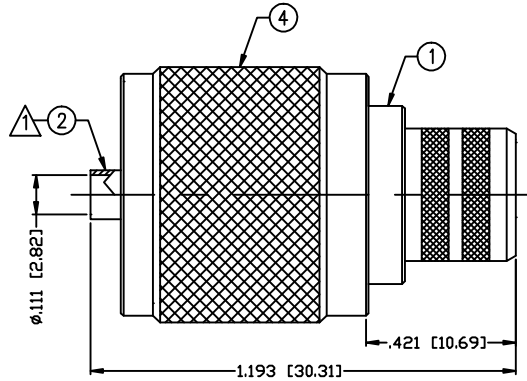
THIS DRAWING CONTAINS INFORMATION PROPRIETARY TO RF INDUSTRIES,
 ANY UNAUTHORIZED USE OF THIS DRAWING IS EXPRESSLY PROHIBITED
 WITHOUT WRITTEN PERMISSION FROM RF INDUSTRIES.
 ANY VIOLATION IS PUNISHABLE UNDER U.S. COPYRIGHT LAWS.

ALL DIMENSIONS ARE REFERENCE ONLY

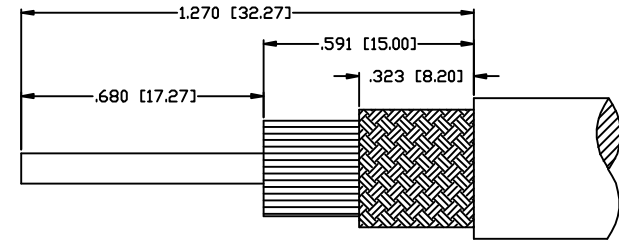
PART NO.

RFU-507-SI

| REV | DESCRIPTION | DWN | DATE | APPROVED |
|-----|---|-----|----------|----------|
| N | CHANGE CONTACT ITEM #2 & DIELECTRIC ITEM #3 | CZS | 2/17/98 | R. RICE |
| P | ADD DIM TO CONTACT / REMOVE P/N | CZS | 8/3/99 | R. RICE |
| R | CHG. FERRULE STUD, STRIPPING INSTRUCTIONS & DWG #8049 | GGG | 2/18/02 | JDMc |
| S | UPDATED CABLE GROUP LIST | CZS | 08/08/06 | JDMc |



RECOMMENDED CRIMP DIE: .429'



RECOMMENDED STRIPPING INSTRUCTIONS

SPECIFICATIONS:

IMPEDANCE: NON CONSTANT
 FREQUENCY RANGE: 0-300 MHz
 WORKING VOLTAGE: 500 V rms max. @ sea level
 FOR BELDEN 8214, 9913, 9913F, 9914, RG-8/U TYPE,
 CAROL C1180, TIMES AA-5886 & LMR-400 CABLE

RECOMMENDED CRIMP DIE: .118" or .128"
 SOLDER ONLY FOR RG-8/U TYPE & 'E' CABLE GROUP

| | | | | |
|----|------------|---|-------|--------------|
| 1 | BODY | 1 | BRASS | SILVER, 30μ" |
| 2 | CONTACT | 1 | BRASS | SILVER, 80μ" |
| 3 | DIELECTRIC | 1 | PTFE | --- |
| 4 | SHELL | 1 | BRASS | SILVER, 30μ" |
| 5 | FERRULE | 1 | BRASS | SILVER, 30μ" |
| 6 | | | | |
| 7 | | | | |
| 8 | | | | |
| 9 | | | | |
| 10 | | | | |
| 11 | | | | |
| 12 | | | | |
| 13 | | | | |
| 14 | | | | |

| | |
|-----------|----------|
| 000468 | |
| DRAWN | 08/08/06 |
| C. ZUNIGA | |
| CHECKED | |
| ORJ DRAWN | 4/2/92 |
| C. JONES | |

UNLESS OTHERWISE SPECIFIED:
 1. REMOVE ALL BURRS
 2. BREAK ALL CORNERS & EDGES .005 R. MAX.
 3. CHAMFER 1ST & LAST THREADS 45°
 4. SURFACE ROUGHNESS 63 FINISH MIL-STD-10
 5. DIAMETERS ON COMMON CENTERS TO BE CONCENTRIC WITHIN .002 T.I.R.
 6. ALL DIMENSIONS ARE AFTER PLATING.

DIMENSIONS ARE IN INCHES AND [MILLIMETERS]
 UNLESS OTHERWISE NOTED TOLERANCES ARE:

| DECIMALS | DIAMETER |
|-----------------|-----------------|
| .xxx±.003 [.08] | .xxx±.001 [.03] |
| .xx±.005 [.13] | .xx±.003 [.08] |

RF

7610 MIRAMAR RD
 SAN DIEGO, CA 92126
 (858) 549-6340
 (858) 549-6345 FAX

DIVISION OF RF INDUSTRIES, LTD.

UHF PLUG, CRIMP

| SIZE | CABLE GROUP | DWG NO. | REV |
|------|-------------|------------|-----|
| A | I | RFU-507-SI | S |

| | | |
|------------|------------------|--------------|
| SCALE: NTS | CAD FILE OUTLINE | SHEET 1 OF 1 |
|------------|------------------|--------------|