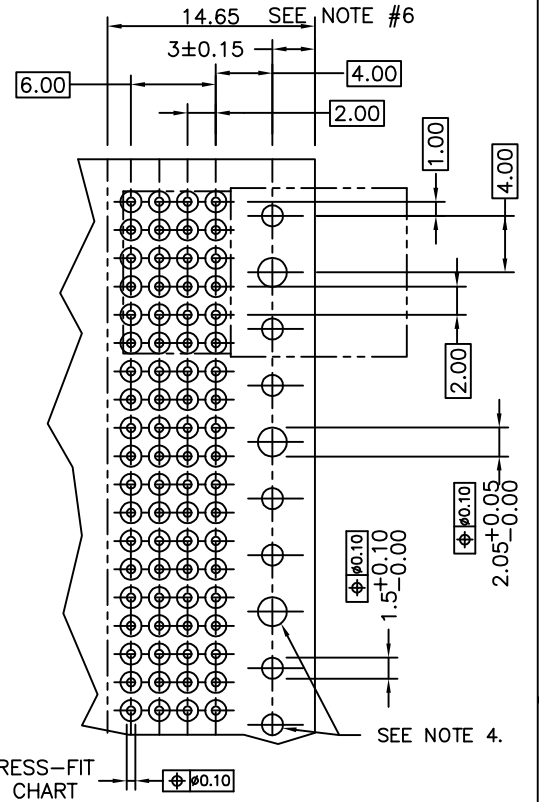
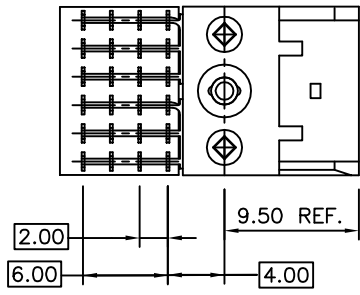
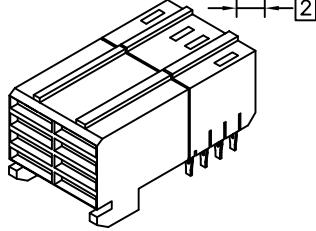
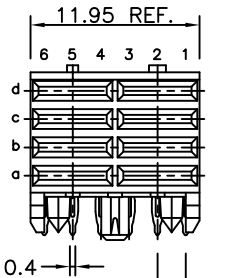
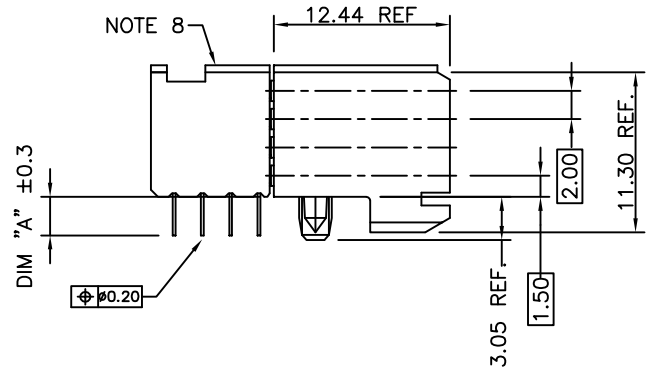


Tous droits strictement réservés. Reproduction ou communication à des tiers interdite sous quelque forme que ce soit sans autorisation écrite du propriétaire. Propriété de c FCI. Droits de reproduction FCI.



All rights strictly reserved. Reproduction or issue to third parties in any form whatever is not permitted without written authority from the proprietor. Property of FCI. Copyright FCI.

PRODUCT NO.	PIN NUMBER						DIM "A"	PCB THICKNESS
	ROW #	6	5	4	3	2		
63740-X01 63740-X01LF	D	X	X				2.9	1.6
	C	-	-					
	B	-	-					
63740-X02 63740-X02LF	A	X	X				2.9	1.6
	D	X	-					
	C	X	-					
	B	X	-					
	A	X	-					



NOTES:

- ① BODY MAT'L: LIQUID CRYSTAL POLYMER 30% GLASS FLAME RETARDANT ACC. UL 94-V0
- ② TERMINAL MATERIAL: PHOSPHOR BRONZE.
- ③ INDICATED HOLES ARE UNPLATED.
- ④ PLATING OF COMPLIANT SECTION 0.5-1.5 µm SnPb 85-97 OR 0.5-1.5 µm PURE Sn FOR LEAD FREE
- ⑤ PRODUCT MARKING: PART NUMBER & BATCH ID.
- ⑥ SET BACK FOR PRESS BLOCK
- ⑦ SEE TA-941 FOR APPLICATION TOOLING
- ⑧ TOP SURFACE OF PRESS BLOCK MAY EXTEND UP TO 0.4MM HIGHER THAN HOUSING. THIS MAY AFFECT THE TAIL LENGTH BEFORE APPLICATION TO A BOARD.

SEE PRESS-FIT HOLE CHART

RECOMMENDED HOLE PATTERN, COMPONENT SIDE.

- ⑨ THIS PRODUCT MEETS EUROPEAN UNION DIRECTIVES AND OTHER COUNTRY REGULATIONS AS DESCRIBED IN GS-22-008
- ⑩ THE HOUSING WILL WITHSTAND EXPOSURE TO 260DEGREE PEAK TEMPERATURE FOR 10 SECONDS IN A WAVE SOLDER APPLICATION.

PRESS-FIT HOLES	
HOLE DIAMETER AFTER PLATING	0.65-0.80
DRILLED HOLE	0.81-0.86
COPPER PLATING	0.025 MIN.
SnPb PLATING	0.005-0.015

PRODUCT #:	PLATING CONTACT AREA:	UNDERPLATING
63740-1YY	0.8 µm GOLD	1.3 µm Ni MIN.
63740-2YY	2.0 µm GOLD	1.3 µm Ni MIN.
63740-9YY	0.8 µm GXT	1.3 µm Ni MIN.
63740-1YYLF	0.8 m GOLD	1.3 m Ni MIN.
63740-2YYLF	2.0 m GOLD	1.3 m Ni MIN.
63740-9YYLF	0.8 m GXT	1.3 m Ni MIN.

mat'l. code		tolerances unless otherwise specified		CUSTOMER COPY		FCI	
NOTE 1 & 2						www.fciconnect.com	
ltr	ecn no	dr	date	linear	.X±.3	projection	title
A	V91261	MDF	5/26/99		.XX±.13		R/A POWER RECEPT. ASSY
B	V10941	JWS	2/28/01		.XXX±.051		
C	V11591	LSS	5/29/01	angles	0° ±2'		4 ROW, P.F., P.P., S.L., 12mm
D	V11752	JWS	6/26/01	dr	M. FETROW 5/26/99		
E	DG05-0465	CLu	051115	enrg	L. OH 5/26/99	MM	product family METRAL (tm)
F	DG08-0171	TER	9/06/08	chr	T. BREWBAKER 5/26/99	scale	size dwg no
				appd	L. OH 5/26/99	2:1	A4 63740
sheet index	revision sheet	F	1				code 213
							sheet 1 of 1