

## Lightning arrester type 1 - FLT 35/3 - 2800129

Please be informed that the data shown in this PDF Document is generated from our Online Catalog. Please find the complete data in the user's documentation. Our General Terms of Use for Downloads are valid (<http://phoenixcontact.com/download>)



Type 1 / Class I / B arrester (lightning current arrester) with encapsulated arc chopping spark gap, 3-channel.  
Housing width: 52.5 mm (3 Div.)

The illustration shows version FLT 35/3 CTRL-0.9/I



### Key commercial data

Packing unit	1 pc
Custom tariff number	85363010
Country of origin	Germany

### Technical data

#### Dimensions

Height	94 mm
Width	53 mm
Depth	65.7 mm
Horizontal pitch	3 Div.

#### Ambient conditions

Degree of protection	IP20
Ambient temperature (operation)	-40 °C ... 85 °C
Permissible humidity (operation)	≤ 95 %

#### General

IEC power supply system	TT
	TN-C
Housing material	PA-GF
Inflammability class according to UL 94	V0
Color	black
Standards for air and creepage distances	EN 60664-1

# Lightning arrester type 1 - FLT 35/3 - 2800129

## Technical data

### General

	EN61643-11
Mounting type	DIN rail: 35 mm
Type	Rail-mountable module, one-piece
Number of positions	3
Surge protection fault message	None
Direction of action	3L-PEN

### Protective circuit

IEC test classification	I
	T1
EN type	T1
Nominal voltage $U_N$	230 V AC (400 V AC)
Maximum continuous operating voltage $U_C$	350 V AC
Maximum continuous operating voltage $U_C$ (L-PEN)	350 V AC
$U_T$ (TOV-proof)	350 V (5 sec.)
Nominal frequency $f_N$	50 Hz
	60 Hz
Residual current $I_{PE}$	$\leq 0.3$ mA
Standby power consumption $P_C$	$\leq 105$ mVA
Max. discharge current $I_{max}$ (8/20) $\mu$ s	35 kA
	100 kA (all channels)
Nominal discharge current $I_n$ (8/20) $\mu$ s	35 kA
	100 kA (all channels)
Impulse discharge current (10/350) $\mu$ s charge	17.5 As
Impulse discharge current (10/350) $\mu$ s, specific energy	306 kJ/ $\Omega$
Impulse discharge current (10/350) $\mu$ s, peak value $I_{imp}$	35 kA
Impulse discharge current (10/350) $\mu$ s charge	50 As
Impulse discharge current (10/350) $\mu$ s, specific energy	2500 kJ/ $\Omega$
Impulse discharge current (10/350) $\mu$ s, peak value $I_{imp}$	100 kA (all channels)
Front of wave sparkover voltage at 6 kV (1.2/50) $\mu$ s (L-N)	$\leq 5$ kV
Front of wave sparkover voltage at 6 kV (1.2/50) $\mu$ s (L-PEN)	$\leq 5$ kV
Voltage protection level $U_p$ (L-N)	$\leq 5$ kV
Voltage protection level $U_p$ (L-PEN)	$\leq 5$ kV
Response time	$\leq 100$ ns
Max. backup fuse with branch wiring	400 A (gL)
Short-circuit resistance $I_p$ with max. backup fuse (effective)	25 kA
Follow current quenching capacity $I_f$ (L-N)	1.5 kA (350 V AC)

# Lightning arrester type 1 - FLT 35/3 - 2800129

## Technical data

### Protective circuit

Follow current quenching capacity $I_f$ (L-PEN)	3 kA (260 V AC)
---	-----------------

### Connection, protective circuit

Connection method	Screw connection
Connection type IN	Biconnect screw terminal block
Connection type OUT	Biconnect screw terminal block
Connection method	Biconnect terminal block
Screw thread	M5
Tightening torque	4.5 Nm
Stripping length	14.5 mm
Conductor cross section stranded min.	0.5 mm <sup>2</sup>
Conductor cross section stranded max.	25 mm <sup>2</sup>
Conductor cross section solid min.	0.5 mm <sup>2</sup>
Conductor cross section solid max.	35 mm <sup>2</sup>
Conductor cross section AWG/kcmil min.	20
Conductor cross section AWG/kcmil max	2

### Standards and Regulations

Standards/regulations	IEC 61643-1 2005
	DIN EN 61643-11 2002
	DIN EN 61643-11/A11 2007

## Classifications

### eCl@ss

eCl@ss 4.0	27140201
eCl@ss 4.1	27140201
eCl@ss 5.0	27140201
eCl@ss 5.1	27140201
eCl@ss 6.0	27140201
eCl@ss 7.0	27140201
eCl@ss 8.0	27140201

### ETIM

ETIM 2.0	EC000381
ETIM 3.0	EC000381
ETIM 4.0	EC000381
ETIM 5.0	EC000381

# Lightning arrester type 1 - FLT 35/3 - 2800129

## Classifications

### UNSPSC

UNSPSC 6.01	30212010
UNSPSC 7.0901	39121610
UNSPSC 11	39121610
UNSPSC 12.01	39121610
UNSPSC 13.2	39121620

## Approvals

### Approvals

---

#### Approvals

KEMA-KEUR / GOST

---



#### Ex Approvals

---

Approvals submitted

---

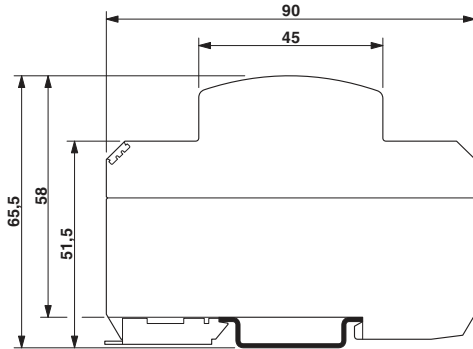
### Approval details



## Drawings

## Lightning arrester type 1 - FLT 35/3 - 2800129

Dimensioned drawing



Circuit diagram

