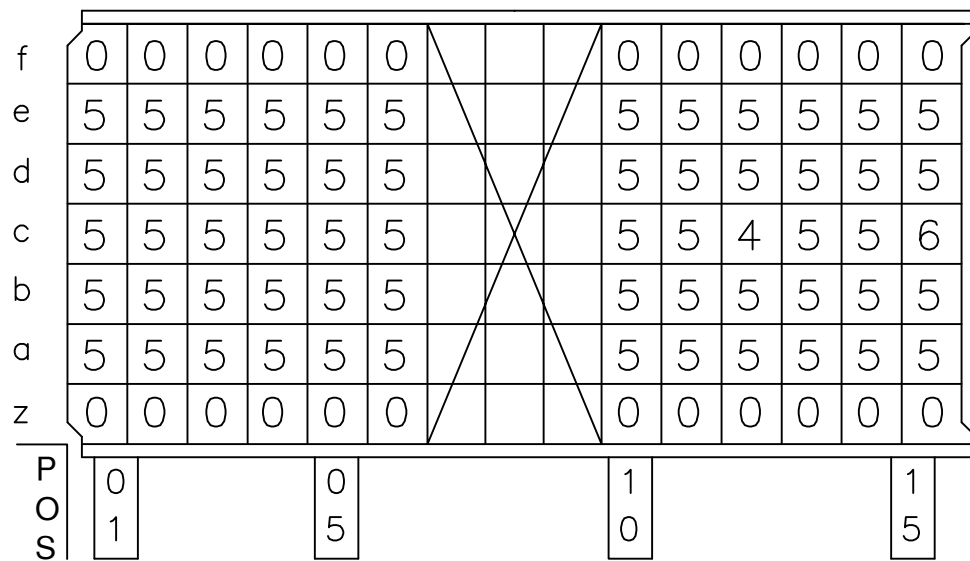
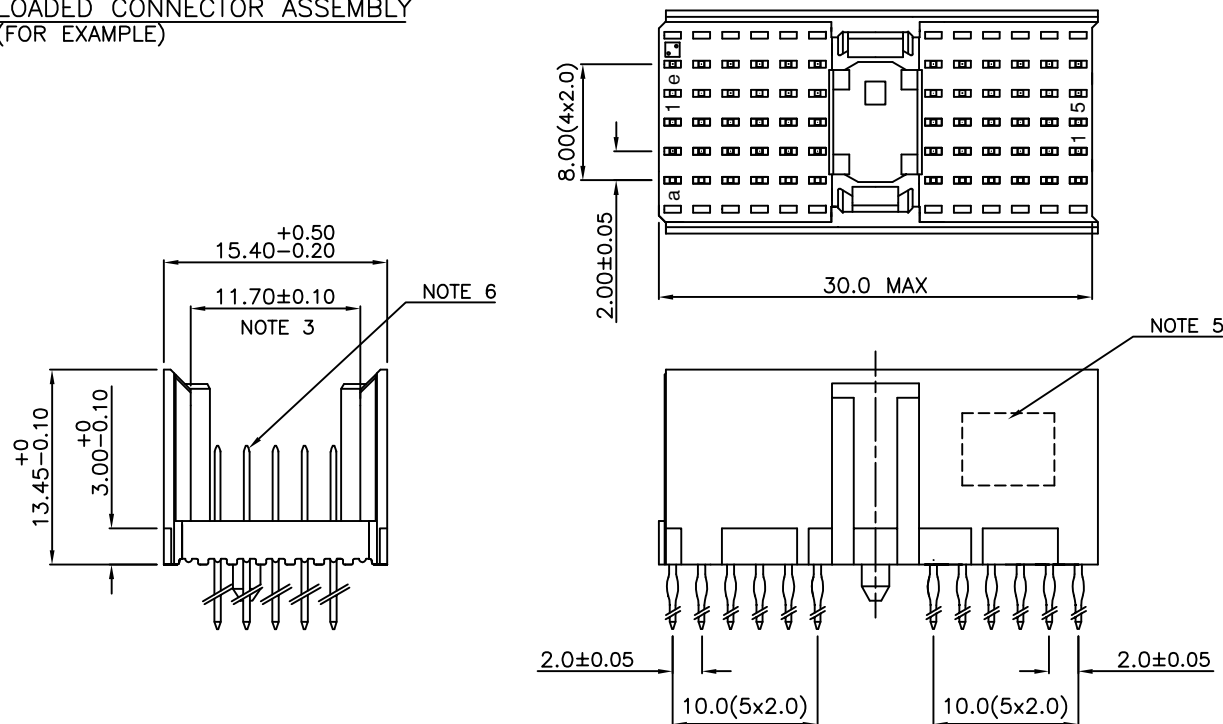


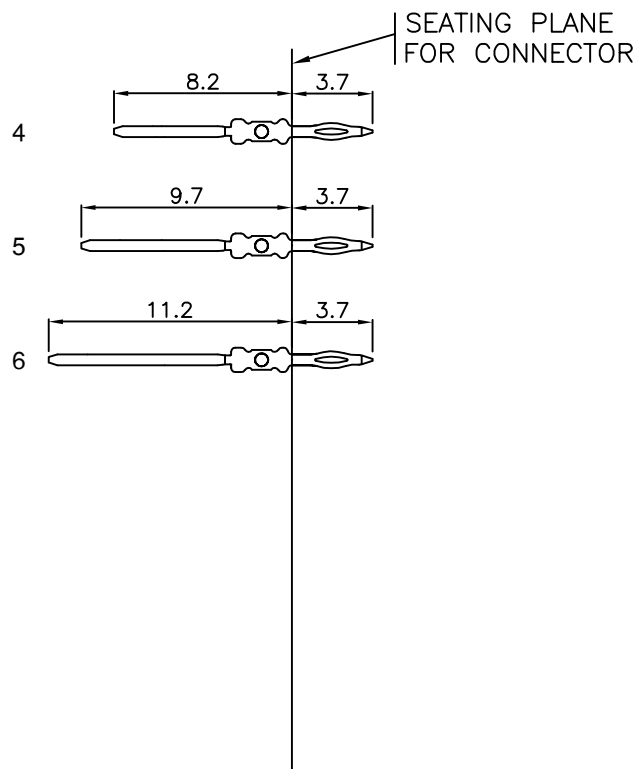
LOADING PATTERN MATING SIDE



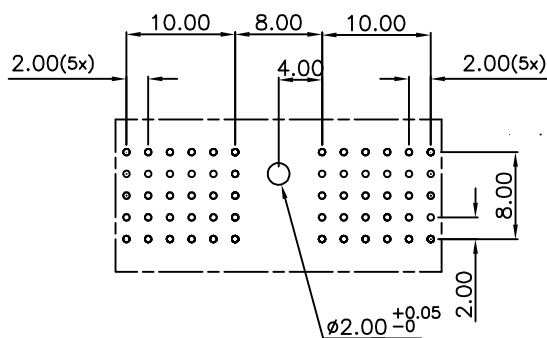
LOADED CONNECTOR ASSEMBLY (FOR EXAMPLE)



CONTACT OVERVIEW



LAY-OUT P.C.B.-HOLE



HM2P27PDF3F0 LEAD FREE INDICATOR : LF = LEAD FREE (DIGIT 15 & 16)  
 PLATING CODE (DIGIT 13 AND 14) (REF DRW NO. BS,C , 201844 , 003)

NOTES

- THIS PRODUCT IS CSA APPROVED.
- THIS PRODUCT IS UL RECOGNIZED.
- MEASURED AT THE BOTTOM.
- MATERIAL CONTACT: PHOSPHORBRONZE  
HOUSING: CREAM WHITE GLASS FILLED POLYESTER UL-94V0
- CONNECTOR PRINTED WITH P/N AND DATE CODE.
- FOR ACTUAL CONTACT LOADINGS, SEE LOADING PATTERN MATING SIDE.
- SHAPE OF CONNECTOR HOUSING CAN ALTER DEPENDING ON PRODUCTION LOCATION
- THE PRODUCT (LF) MEETS EUROPEAN UNION DIRECTIVES AND OTHER COUNTRY REGULATIONS AS DESCRIBED IN GS-22-008
- FOR RECOMMENDED PTH DIMENSIONS REFER DRAWING : BS, A , 201572 , 001

CATALOG NO: HM2P27PDF3F0- ---

mat'l. code		surface		tolerance		projection		product family			
SEE NOTE 4		ISO 1302 <input checked="" type="checkbox"/>		ISO 406 ISO 1101				MLLIPACS			
ltr	ecn no	dr	date	tolerances unless otherwise specified		MM		title			
A	104-0093	MINI	2004/ 10/ 15	angles	linear	MM		MPACS 5+2R STR HDR PF CONN TYPE A 6+6 POS.			
B	105-0190	MINI	2005/ 10/ 13	0°±1°		scale -					
C	106-0090	MINI	2006/ 06/ 28								
		dr	MINI K VANDANATH	2004/ 10/ 15				dwg no			
		enr	BIJU K PAUL	2004/ 10/ 15				sheet 1 of 1		size	
		chr	BIJU K PAUL	2006/ 06/ 28				BS, C ,203028,171		A3	
		appd	BIJU K PAUL	2006/ 06/ 28				type			
sheet index	revision sheet	c									
	1										