

LCP Series • Miniature Low Cost Toroidal Inductors

LCP Series surface mount toroidal inductors are designed for use in applications where energy storage is required for maintenance of a highly stable inductance when a rapid change in load current occurs. These inductors are excellent for filtering high frequency signals while supporting a substantial DC current as well as for AC ripple, switch mode power supplies and for use with DC-DC Converters.

Features

- Ideal as 1:1 Coupled Inductor
- Series/Parallel connection for Storage Choke applications
- May be used as Isolation Transformer
- Low loss core suitable for use upto 1MHz
- Highly stable inductance with varying loads
- Capable of substantial DC current and AC ripple
- Manufactured in ISO 9001:2015 and ISO 14001:2015 certified Talema facility
- Fully RoHS & REACH Compliant & Meets lead free reflow level J-STD-020E


Electrical Specifications @25°C

Test frequency: Inductance measured @10KHz / 10mV
 Test voltage between windings: 500Vrms
 Operating temperature range: -40°C to +125°C
 Climatic Category: IEC68-1 40/125/56

Applications

DC-DC Converters • Common Mode Filter • Computer Note Books • Pulse Modulation Switching Regulators: Step-up, Step-down, Inverting or dual output • Filtering • Battery Powered Equipment

Part Number	Parallel Connected			Series Connected			Energy Storage (µJ) *	Dimensions Inches(Millimeters)								
	Full Load Current (A _{DC})	L ₀ (µH) ±15% No Load	DCR mOhm	Full Load Current (A _{DC})	L ₀ (µH) ±15% No Load	DCR mOhm (Nom)		A	B	C	D	H				
LCP1-3.00-2.2	3.00	2.2	9	1.50	8.8	36	0.276 (7.0)	0.276 (7.0)	0.236 (6.0)	0.059 (1.5)	0.201 (5.1)					
LCP1-2.10-4.7	2.10	4.7	16	1.05	18.8	64										
LCP1-1.40-10	1.40	10	37	0.70	40	148										
LCP1-1.10-15	1.10	15	58	0.55	60	232										
LCP1-0.92-22	0.92	22	86	0.46	88	344										
LCP1-0.76-33	0.76	33	133	0.38	132	532										
LCP1-0.64-47	0.64	47	205	0.32	188	820										
LCP1-0.54-68	0.54	68	307	0.27	272	1228										
LCP1-0.44-100	0.44	100	376	0.22	400	1504										
LCP1-0.36-150	0.36	150	719	0.18	600	2876										
LCP1-0.30-220	0.30	220	866	0.15	880	3464										
LCP2-4.40-2.2	4.40	2.2	7	2.20	8.8	28						0.354 (9.0)	0.354 (9.0)	0.299 (7.6)	0.067 (1.7)	0.248 (6.3)
LCP2-3.10-4.7	3.10	4.7	13	1.55	18.8	52										
LCP2-2.08-10	2.08	10	28	1.04	40	112										
LCP2-1.68-15	1.68	15	52	0.84	60	208										
LCP2-1.40-22	1.40	22	70	0.70	88	280										
LCP2-1.32-33	1.32	33	83	0.66	132	332										
LCP2-1.08-47	1.08	47	139	0.54	188	556										
LCP2-0.80-68	0.80	68	241	0.40	272	964										
LCP2-0.66-100	0.66	100	295	0.33	400	1180										
LCP2-0.54-150	0.54	150	521	0.27	600	2084										
LCP2-0.44-220	0.44	220	784	0.22	880	3136										
LCP2-0.36-330	0.36	330	960	0.18	1320	3840										
LCP3-6.64-2.2	6.64	2.2	5	3.32	8.8	20	0.433 (11.0)	0.433 (11.0)	0.370 (9.4)	0.079 (2.0)	0.268 (6.8)					
LCP3-4.46-4.7	4.46	4.7	12	2.23	18.8	48										
LCP3-3.00-10	3.00	10	26	1.5	40	104										
LCP3-2.42-15	2.42	15	37	1.21	60	148										
LCP3-2.00-22	2.00	22	55	1.00	88	220										
LCP3-1.62-33	1.62	33	84	0.81	132	336										
LCP3-1.34-47	1.34	47	127	0.67	188	508										
LCP3-1.12-68	1.12	68	188	0.56	272	752										
LCP3-0.94-100	0.94	100	250	0.47	400	1000										
LCP3-0.76-150	0.76	150	346	0.38	600	1384										
LCP3-0.62-220	0.62	220	478	0.31	880	1912										
LCP3-0.50-330	0.50	330	671	0.25	1320	2684										
LCP3-0.42-470	0.42	470	1003	0.21	1880	4012										
LCP3-0.36-680	0.36	680	1500	0.18	2720	6000										

LCP Series • Miniature High Current Toroidal Inductors

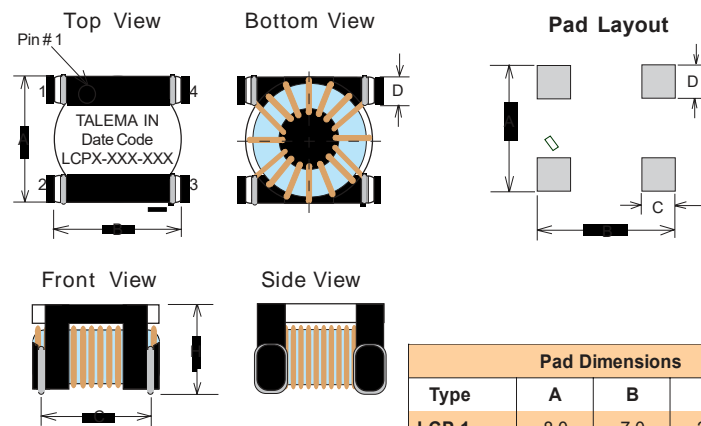
Part Number	Parallel Connected			Series Connected			Energy Storage (μJ) *	Dimensions Inches(Millimeters)				
	Full Load Current (A_{DC})	L_O (μH) $\pm 15\%$ No Load	DCR mOhm	Full Load Current (A_{DC})	L_O (μH) $\pm 15\%$ No Load	DCR mOhm (Nom)		A	B	C	D	H
LCP4-7.40-2.2	7.40	2.2	5	3.70	8.8	20	0.472 (12.0)	0.472 (12.0)	0.402 (10.2)	0.082 (2.2)	0.276 (7.0)	
LCP4-4.80-4.7	4.80	4.7	9	2.40	18.8	36						
LCP4-3.36-10	3.36	10	21	1.68	40	84						
LCP4-2.80-15	2.80	15	35	1.40	60	140						
LCP4-2.30-22	2.30	22	50	1.15	88	200						
LCP4-1.86-33	1.86	33	76	0.93	132	304						
LCP4-1.56-47	1.56	47	112	0.78	188	448						
LCP4-1.32-68	1.32	68	167	0.66	272	668						
LCP4-1.06-100	1.08	100	250	0.54	400	1000						
LCP4-0.88-150	0.88	150	307	0.44	600	1228						
LCP4-0.72-220	0.72	220	470	0.36	880	1880						
LCP4-0.60-330	0.60	330	657	0.30	1320	2628						
LCP4-0.50-470	0.50	470	900	0.25	1880	3600						
LCP4-0.40-680	0.40	680	1355	0.20	2720	5420						
LCP4-0.34-1000	0.34	1000	2042	0.17	4000	8168						
LCP5-6.40-4.7	6.40	4.7	7	3.20	18.8	28	0.472 (12.0)	0.472 (12.0)	0.402 (10.2)	0.082 (2.2)	0.358 (9.1)	
LCP5-4.50-10	4.50	10	16	2.25	40	64						
LCP5-3.50-15	3.50	15	28	1.75	60	112						
LCP5-3.00-22	3.00	22	38	1.50	88	152						
LCP5-2.44-33	2.44	33	52	1.22	132	208						
LCP5-2.04-47	2.04	47	72	1.02	188	288						
LCP5-1.70-68	1.70	68	86	0.85	272	344						
LCP5-1.40-100	1.40	100	128	0.70	400	512						
LCP5-1.16-150	1.16	150	218	0.58	600	872						
LCP5-0.94-220	0.94	220	298	0.47	880	1192						
LCP5-0.78-330	0.78	330	451	0.39	1320	1804						
LCP5-0.64-470	0.64	470	604	0.32	1880	2416						
LCP5-0.54-680	0.54	680	934	0.27	2720	3736						
LCP5-0.44-1000	0.44	1000	1629	0.22	4000	6516						
LCP5-0.36-1500	0.36	1500	2483	0.18	6000	9932						
LCP5-0.30-2200	0.30	2200	3773	0.15	8800	15092						

Talema's engineering staff can assist in the design of other inductance values and sizes.

Notes:

- $L(\mu\text{H})$: Inductance is tested @10KHz / 10mV
- The μJoule rating ($\frac{1}{2}LI^2$) is the ability of the inductor to store energy.

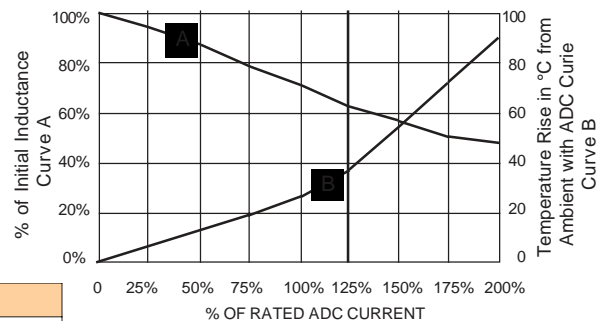
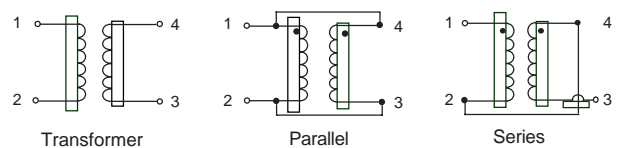
Dimensions



Dimensions: Inches (Millimeters)
 Tolerance: ± 0.010 (0.25)
 unless specified otherwise
 Surface Coplanarity will be < 0.006 (0.15)

Pad Dimensions				
Type	A	B	C	D
LCP-1	8.0	7.0	2.5	2.5
LCP-2	10.0	9.0	3.0	3.0
LCP-3	12.0	11.0	3.0	3.0
LCP-4 & 5	13.0	12.0	3.5	3.5

Schematics



Talema Group Regional Offices

North America

**United States
(Sales & Marketing)**

Talema Group, LLC
 PO Box 935
 900 Innovation Drive
 Suite 120, Rolla
 Missouri 65402
 Tel: +1 573-303-3675
 E-Mail:
 sales@talemagroup.com
 Web: www.talema.com

Asia

**India
(Design, Manufacturing, Sales & Marketing)**

Administrative Office
Talema Electronic India Private Limited
 Door No. 221, 1st and 2nd Floor
 KJ Plaza, Opp.to Vidya Mandir School
 Meyanoor Main Road
 Salem - 636 004 Tamil Nadu INDIA
 Tel: +91 427 - 243 3100
 Fax: +91 427 - 243 3109
 E-Mail: talema@talemaindia.net
 Web: www.talema.com

Factory Premises
Talema Electronic India Private Limited
 Plot Nos. 30, 31 Electrical and Electronic
 Industrial Estate
 Suramangalam
 Salem - 636 005 Tamil Nadu INDIA
 Tel: +91 427 - 243 3000
 E-Mail: talema@talemaindia.net
 Web: www.talema.com

Europe

**Germany
(Design, Sales & Marketing)**

Talema Elektronik GmbH
 Sembdnerstr. 5
 82110 Germering
 Tel: +49 89 - 841 00 - 0
 Fax: +49 89 - 841 00 25
 E-Mail: info@talema.de
 Web: www.talema.com

**Ireland
(Design, Sales & Marketing)**

Nuvotem TEO
 Units W & X, Gweedore Business Park
 Derrybeg, Letterkenny, Co. Donegal
 Tel: +353 (0) 74 95 48666
 Fax: +353 (0) 74 95 48139
 E-Mail: info@nuvotem.com
 Web: www.nuvotem.com

**Czech Republic
(Design, Manufacturing, Sales & Marketing)**

NT Magnetics s.r.o.
 Chebská 27
 322 00 Plzeň
 Tel: +420 377 - 338 351
 Fax: +420 377 - 338 350
 E-Mail: talema@talema.cz
 Web: www.ntmagnetics.cz

Locations of Talema Group Regional Offices

