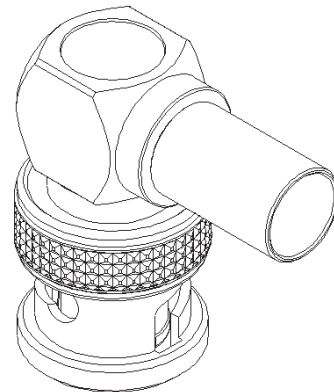
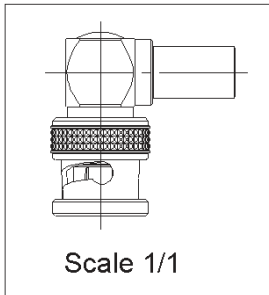
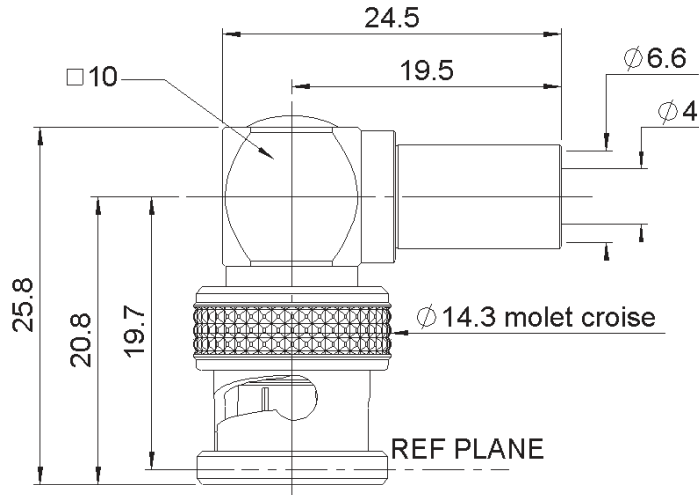
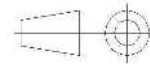


PAGE 1/2	ISSUE 1331B	SERIES BNC 75-COM	PART NUMBER R142184161
----------	-------------	-------------------	------------------------



All dimensions are in mm.



COMPONENTS	MATERIALS	PLATING (µm)
Body	BRASS	NICKEL
Center contact	BRASS	GOLD OVER NICKEL
Outer contact	-	-
Insulator	POLYPROPYLENE	-
Gasket	SILICONE RUBBER	-
Others parts	BRASS	NICKEL
-	-	-
-	-	-

PAGE 2/2	ISSUE 1331B	SERIES BNC 75-COM	PART NUMBER R142184161
----------	-------------	-------------------	------------------------

PACKAGING

Standard	Unit	Other
100	Contact us	Contact us

ELECTRICAL CHARACTERISTICS

Impedance	75	Ω
Frequency	0-1.5	GHz
VSWR	NA + 0.0000	x F(GHz) Maxi
Insertion loss	NA	√F(GHz) dB Maxi
RF leakage	- (NA	- F(GHz)) dB Maxi
Voltage rating	500	Veff Maxi
Dielectric withstanding voltage	1500	Veff mini
Insulation resistance	5000	MΩ mini

MECHANICAL CHARACTERISTICS

Center contact retention		
Axial force – Mating End	10	N mini
Axial force – Opposite end	10	N mini
Torque	NA	N.cm mini
Recommended torque		
Mating	NA	N.cm
Panel nut	NA	N.cm
Clamp nut	NA	N.cm
A/F clamp nut	0.0000	mm
Mating life	100	Cycles mini
Weight	14.8700	g

ENVIRONMENTAL

Operating temperature	-35/+70	°C
Hermetic seal	NA	Atm.cm3/s
Panel leakage	NA	

SPECIFICATION

CABLE ASSEMBLY

Stripping	a	b	c	d	e	f
mm	2	7.5	16	0	14	0

Assembly instruction: **Crimp 05**

Recommended cable(s)

KX 6A
RG 59

Characteristics indicated on this data sheet are those that can be achieved with the highest performance cable. Intrinsic limitations of the cable may diminish the performance of the assembly

Cable retention

- pull off	136	N mini
- torque	NA	N.cm

TOOLING

Part Number	Description	Hexagon
R282235013	CRIMPING DIES	6.48
R282223000	CRIMPING TOOL	6.48
R282293000	CRIMPING TOOL M22520/5-01	-

OTHER CHARACTERISTICS

-