

Features:

- Motor: Brushless EC
- Motor Protection: Electronically Protected
- Bearing Type: Two Ball
- Connection: UL 1007 AWG 22, 300mm Wire Leads or Terminal
- Frame Material: Plastic UL94V-0
- Impeller Material: Plastic UL94V-0
- IP54 Rated (Optional: IP55, IP56)
- Operating Temp:
Two Ball: -20°C~70°C
- Life Expectancy:
Two Ball: 70,000 Hours (40°C)



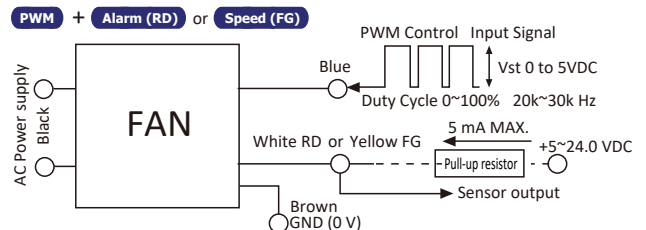
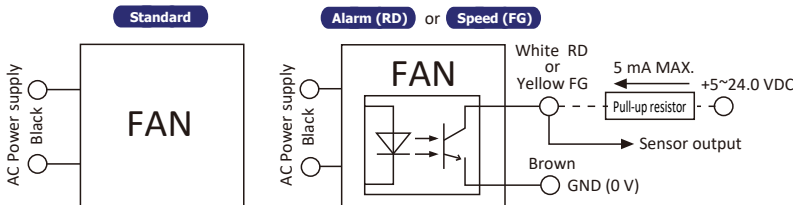
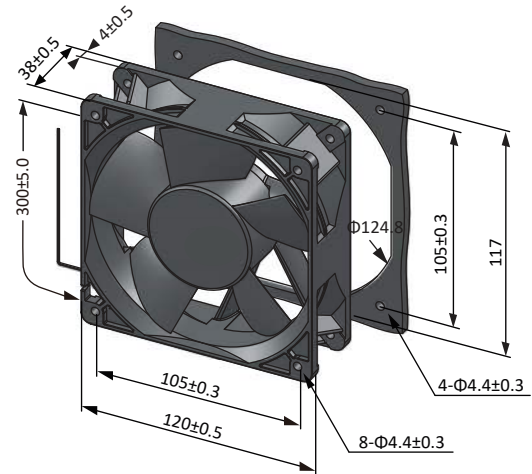
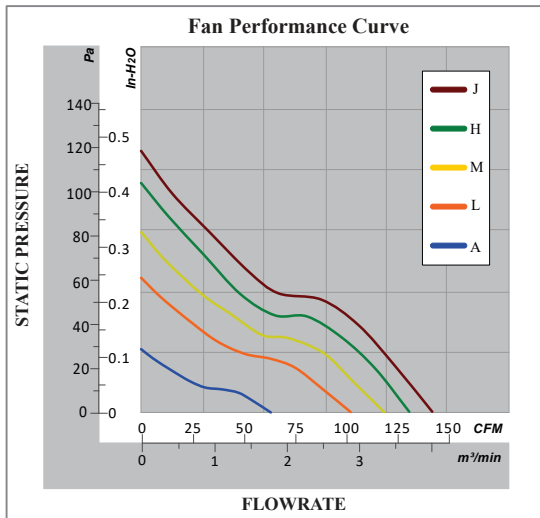
Fan-S Division



Model No.	Volt.	Current	Power	Rated Speed	Maximum AirFlow		Maximum Static Pressure		Noise Level	Weight
	(VAC)	(A)	(W)	(rpm)	(CMM)	(CFM)	(InAq)	(Pa)	(dB/A)	(g)
FMA1-12038WBJ*1** -A #	100-240	0.18	15.00	3500	3.90	137.64	0.47	110.86	51.5	260
FMA1-12038WBH*1** -A #	100-240	0.12	9.50	3300	3.59	126.73	0.40	99.60	49.9	260
FMA1-12038WBM*1** -A #	100-240	0.10	6.20	2700	3.00	106.03	0.29	72.21	44.4	260
FMA1-12038WBL*1** -A #	100-240	0.08	4.20	2500	2.73	96.57	0.24	59.76	41.7	260
FMA1-12038WBA*1** -A #	100-240	0.05	3.50	1600	1.75	61.91	0.11	27.54	30.8	260

* Indicates "W" (Wire Leads) or "T" (Terminal)
 ** Indicates "2" (No Special Function), "3" (Alarm), "4" (Speed Sensor), "9" (PWM), "B" (PWM + Speed Sensor) or "J" (PWM + Alarm)
 # Indicates "55" (IP55 Rated), "56" (IP56 Rated), or Leave Blank (IP54 Rated)

Noise is measured at the distance of one (1) meter from the axis of intake.



Note: Standard Qualtek EC fans have either 2 lead wires, or terminals
 Alarm (RD) or Speed Sensor (FG) fans have 4 lead wires. RD - White color, FG - Yellow color, GND - Brown
 PWM with Alarm (RD) or Speed Sensor (FG) have 5 lead wires. PWM - Blue color, GND - Brown