

CAT5-CPL CAT5E Inline Coupler

Easily connects two patch cables to create longer links to networking devices.

Features:

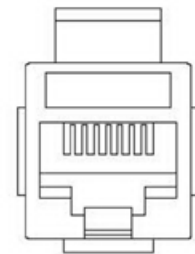
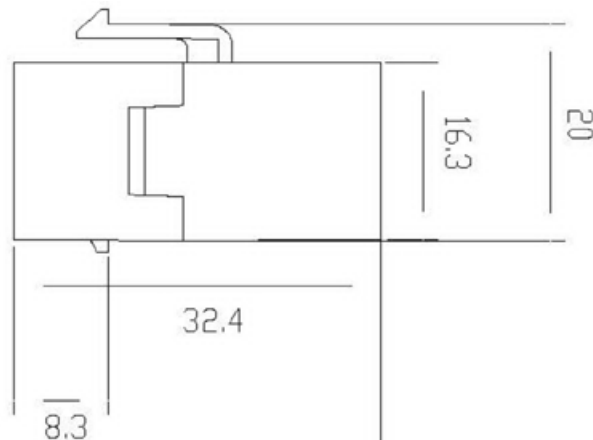
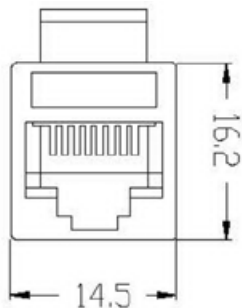

- For use with unshielded twisted pair (UTP) Cat5e Cable
- Plastic housing
- Compliance with ANSI/TIA/EIA 568 B.2 standard
- EIA/TIA approved
- 8P8C Female to Female gold plated contacts
- Straight-through wiring
- Operating temperature: -40 to 176°F (-40 to 80°C)

Applications:

The Cat5e Inline Coupler can easily connect two patch cables, creating longer links to networking devices.

This RJ45 keystone coupler is designed to fit in a wall plate, face plate or patch panel.

Sturdy construction offers more robust housing, and gold-plated contacts help ensure quality connections.



Ordering Information:

CAT5-CPL-BK
CAT5-CPL-WH

CAT5E Inline Coupler, Black
CAT5E Inline Coupler, White