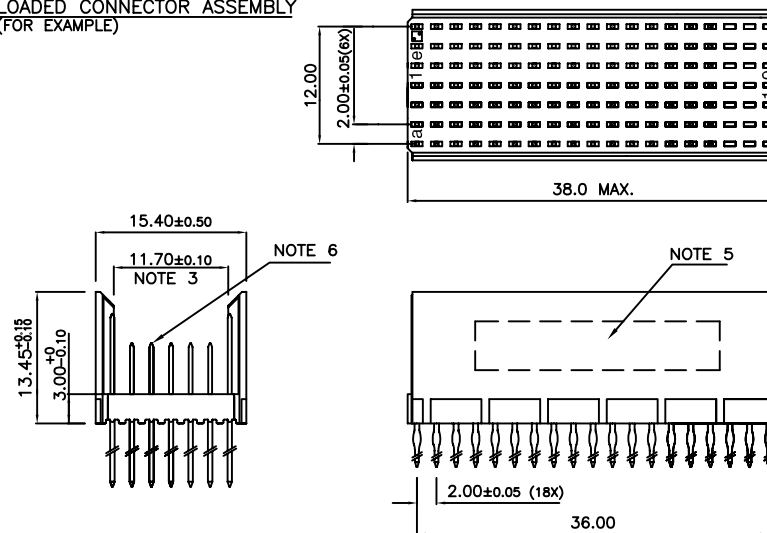


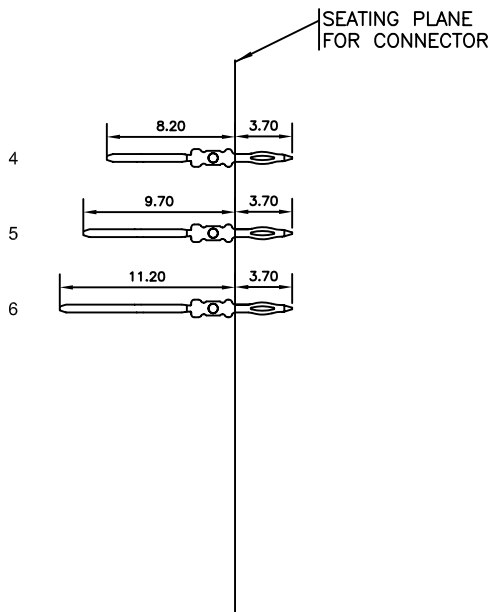
LOADING PATTERN MATING SIDE

f	6	6	6	6	6	6	6	6	6	6	6	6	6	6	6	6	6	6	6
e	5	5	5	5	5	5	5	5	5	5	5	5	5	5	5	5	5	5	5
d	5	5	5	5	5	5	5	5	5	5	5	5	5	5	5	5	5	4	4
c	5	5	5	5	5	5	5	5	5	5	5	5	5	5	5	5	5	5	5
b	5	5	5	5	5	5	5	5	5	5	5	5	5	5	5	5	5	5	5
a	5	5	5	5	5	5	5	5	5	5	5	5	5	5	5	5	5	4	4
z	6	6	6	6	6	6	6	6	6	6	6	6	6	6	6	6	6	6	6
POS	0	1	0	5	1	0	1	5	1	9									

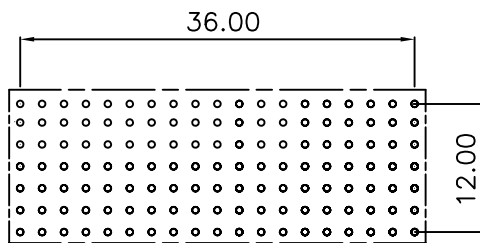
LOADED CONNECTOR ASSEMBLY (FOR EXAMPLE)



CONTACT OVERVIEW



LAY-OUT P.C.B.-HOLE



HM2P71PDK321-
 LEAD FREE INDICATOR : LF = LEAD FREE (DIGIT 15 & 16)
 PLATING CODE (DIGIT 13 AND 14) (REF DRW NO. BS,C , 201844 , 003)

NOTES

- THIS PRODUCT IS CSA APPROVED.
 - THIS PRODUCT IS UL RECOGNIZED.
 - MEASURED AT THE BOTTOM.
 - MATERIAL CONTACT: PHOSPHORBRONZE
HOUSING: CREAM WHITE GLASS FILLED POLYESTER UL-94V0
 - CONNECTOR PRINTED WITH P/N AND DATE CODE.
 - FOR ACTUAL CONTACT LOADINGS, SEE LOADING PATTERN MATING SIDE.
 - SHAPE OF CONNECTOR HOUSING CAN ALTER DEPENDING ON PRODUCTION LOCATION
 - THE PRODUCT (LF) MEETS EUROPEAN UNION DIRECTIVES AND OTHER COUNTRY REGULATIONS AS DESCRIBED IN GS-22-008
 - FOR RECOMMENDED PTH DIMENSIONS REFER DRAWING : BS, A , 201572 , 001
- CATALOG NO: HM2P71PDK321----

mat'l. code		SEE NOTE 4		surface	tolerance	projection	product family
ISO 1302		ISO 406 ISO 1101		tolerances unless otherwise specified	linear	MM	MILLIPACS
ltr	ecn no	dr	date	angles	linear	scale	title
A	107-0048	AB	2007-04-09	0°±1°	linear	MM	MPACS 5+2R STR HDR PF CONN TYPE B 19 POS.
sheet index		revision	A	dr	ALEX BABU	2007-04-09	dwg no
sheet		1		enr	BIJU K PAUL	2007-04-09	sheet 1 of 1
				chr	BIJU K PAUL	2007-04-09	size
				appd	BIJU K PAUL	2007-04-09	A3
							type
							Product Customer Drawing



FCIconnect.com

Copyright FCI