

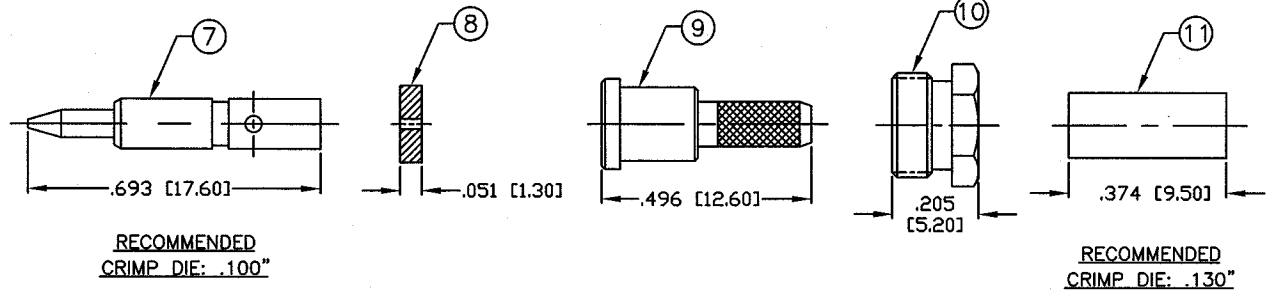
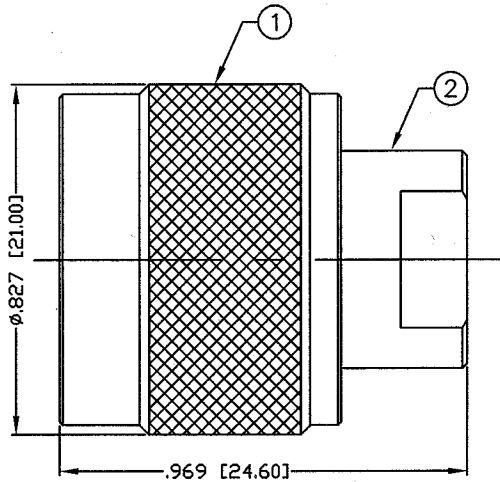
THIS DRAWING CONTAINS INFORMATION PROPRIETARY TO RF INDUSTRIES.
 ANY UNAUTHORIZED USE OF THIS DRAWING IS EXPRESSLY PROHIBITED
 WITHOUT WRITTEN PERMISSION FROM RF INDUSTRIES.
 ANY VIOLATION IS PUNISHABLE UNDER U.S. COPYRIGHT LAWS.

ALL DIMENSIONS ARE REFERENCE ONLY

PART NO.

RFN-1005-B-03

REV	DESCRIPTION	DWN	DATE	APPROVED
A	ENGINEERING RELEASE	CZS	1/12/99	JDMc
B	CREATE ENVELOPE DWG	CZS	3/16/99	JDMc
C	CHANGE FORMAT, SPECS & DWG # 9005	GGG	10/22/01	JDMc



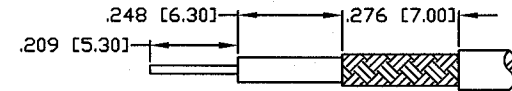
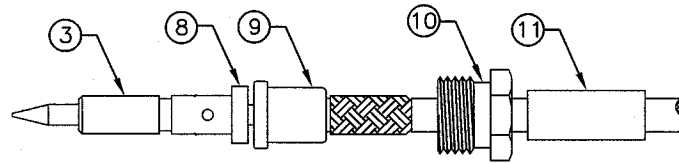
RECOMMENDED
CRIMP DIE: .100"

RECOMMENDED
CRIMP DIE: .130"

SPECIFICATIONS:

IMPEDANCE: 50 Ohms
 FREQUENCY RANGE: 0-11 GHz
 VSWR: 1.3 Max. @ 9 Ghz
 VSWR: 1.5 Max.
 INSERTION LOSS: .06 dB Max. X \sqrt{f} GHz
 WORKING VOLTAGE: 1k V rms @ sea level
 TEMPERATURE RANGE: -65°C TO 165°C
 INSULATION RESISTANCE: 5k M Ohms min.

FOR RG-174, 188, 188A, 316/U, ALPHA 9174, 9316,
 BELDEN 8216, 83269, 83284, 84316 & TIMES LMR-100A CABLE



RECOMMENDED STRIPING DIMENSIONS

NOTE COMPONENTS THAT MUST BE IN PLACE
 BEFORE INSERTING PIN INTO CONNECTOR

1	SHELL	1	BRASS	NICKEL, 100μ"
2	BODY	1	BRASS	NICKEL, 100μ"
3	INSULATOR	1	PTFE	----
4	GROUND RING	1	BRASS	NICKEL, 100μ"
5	GASKET	1	SILICONE	----
6	RETAING RING	1	SST	----
7	PIN	1	BRASS	GOLD, 3μ"
8	INSULATOR	1	PTFE	----
9	FERRULE STUD	1	BRASS	NICKEL, 100μ"
10	HEX NUT	1	BRASS	NICKEL, 100μ"
11	FERRULE	1	BRASS	NICKEL, 100μ"
12				
13				
14				
#	DESCRIPTION	QTY	MATRL	FINISH

008974	
DRAWN	G. GALLEGOS
CHECKED	<i>[Signature]</i>
ORJ DRAWN	C. ZUNIGA
DATE	1/26/01
APPROVALS	

UNLESS OTHERWISE SPECIFIED:

- REMOVE ALL BURRS
- BREAK ALL CORNERS & EDGES .005 R. MAX.
- CHAMFER 1ST & LAST THREADS 45°
- SURFACE ROUGHNESS 63 FINISH MIL-STD-10
- DIAMETERS ON COMMON CENTERS TO BE CONCENTRIC WITHIN .002 T.I.R.
- ALL DIMENSIONS ARE AFTER PLATING.

DIMENSIONS ARE IN INCHES AND [MILLIMETERS]
 UNLESS OTHERWISE NOTED TOLERANCES ARE:

DECIMALS	DIAMETER
.xxx±.003 [.08]	.xxx±.001 [.03]
.xx±.005 [.13]	.xx±.003 [.08]

RF connectors
 DIVISION OF RF INDUSTRIES, LTD.

7610 MIRAMAR RD
 SAN DIEGO, CA 92126
 (858) 549-6340
 (858) 549-6345 FAX

N PLUG, CRIMP

SIZE	CABLE GROUP	DWG NO.	REV
A	B	RFN-1005-B-03	C
SCALE: NTS		CAD FILE OUTLINE	SHEET 1 OF 1