

ECS-3961 (5V) and ECS-3963 (3.3V) miniature SMD crystal controlled oscillators. Package is seam welded with a metal lid.

[Request a Sample](#)

### OPERATING CONDITIONS / ELECTRICAL CHARACTERISTICS

#### ECS-3961/3963



- 3.3 or 5.0V version
- 3.2 x 5 mm Footprint
- Low Current Consumption
- PbFree/RoHS Compliant

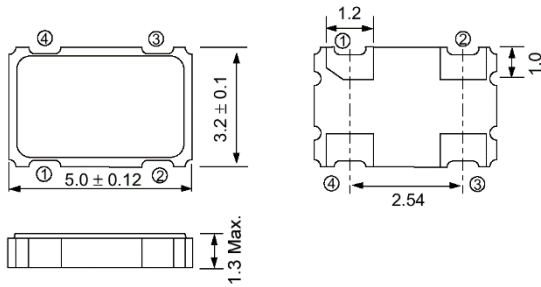
Parameters	Conditions	ECS-3961 (+5V)			ECS-3963 (+3.3V)			Units
		MIN	TYP	MAX	MIN	TYP	MAX	
<b>Frequency Range</b>		1.544		125.000	1.000		125.000	MHz
<b>Operating Temperature</b>	Standard	-10		+70	-10		+70	°C
	Extended (N Option)	-40		+85	-40		+85	°C
<b>Storage Temperature</b>		-55		+125	-55		+125	°C
<b>Supply Voltage</b>		+4.5	+5.0	+5.5	+2.7	+3.3	+3.6	VDC
<b>Frequency Stability*</b>	Option A			±100			±100	PPM
	Option B			±50			±50	PPM
	Option C			±25			±25	PPM
<b>Input Current</b>	1.544 ~ 9.999 MHz			15			8	mA
	10.0 ~ 34.999 MHz			20			10	mA
	35.0 ~ 49.999 MHz			35			25	mA
	50.0 ~ 125 MHz			40			35	mA
<b>Output Symmetry</b>	@50% VCC Level			40/60			40/60	%
	@50% VCC Level (T Option)			45/55			45/55	%
<b>Rise and Fall Times</b>	10% VDD to 90% Level			5			5	ns
<b>"0" Level</b>	VOL			10% VDD			10% VDD	VDC
<b>"1" Level</b>	VOH	90% VDD			90% VDD			VDC
<b>Output Load</b>	HCMOS			30			15	pF
<b>Startup Time</b>				10			10	ms

\* Note: Inclusive of 25°C tolerance, operating temperature, input voltage change, load change, shock, and vibration, and aging.

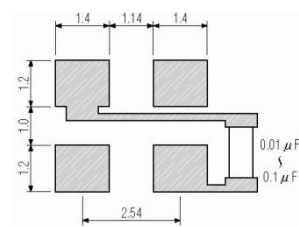
### Part Numbering Guide: Example ECS-3963-200-BN-TR

ECS	Series	Frequency Abbreviations	Stability Tolerance	Temperature	Symmetry	Packaging
ECS	3961 +5V 3963 +3.3V	200 = 20 MHz	A = ±100 ppm B = ±50 ppm C = ±25 ppm	Blank = -10 ~ 70°C M = -20 ~ +70°C N = -40 ~ +85°C U = -55 ~ +125°C	Blank = 40/60 T = 45/55	TR = Tape & Reel 1K/Reel

**Package Dimensions (mm)**



**Figure 1) Top, Side, and Bottom views**

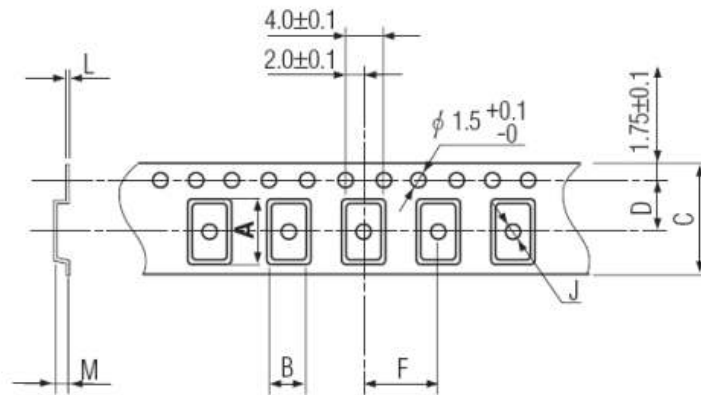


**Figure 2) Land Pattern**

Pin Connections	
#1	Tri-State**
#2	Ground
#3	Output
#4	V <sub>DD</sub>

\*\* Note: Internal pullup resistor from pin 1 to 4 allows active output if pin 1 is left open.

Tri-State Control Voltage	
Pad 1	Pad 3
Open	Oscillation
70% VDD Min.	Oscillation
30% VDD Max.	No Oscillation



A	B	C	D	F	J	L	M	Reel Dia.	Qty/Reel
5.25	3.45	12.0	5.5	8.0	2.0	0.3	1.8	178	1000pcs

**Figure 3) Tape Specifications**