

Features

- **Economical, fifth-generation line interface solution for VoIP processors and SoCs**
- **48-pin 7x7 mm QFN package**
- **Dual Channel Architecture**
- **Single port 4-wire interface control (ZSI)**
 - Compatible with numerous VoIP processors and SoC solutions
 - Less expensive isolation than multi-port control
 - Simplifies board routing
- **VoicePath SDK and VP-API-II Software available to implement FXS functions**
- **VeriVoice Professional Test Suite Software**
 - Comprehensive subscriber loop testing, including *Telcordia GR-909-CORE / TIA-1063* diagnostic testing
 - Industry leading advanced test software
- **VeriVoice Manufacturing Test Package (VVMT)**
 - Facilitates factory testing and calibration of assembled boards
- **High Voltage Tracking Ringing capability**
 - Minimized power dissipation in all states
 - 5 REN
 - Up to 140- V_{PK} open circuit ringing
 - Programmable DC offset
 - Adaptive ringing power management
- **Low cost, 2-Layer PCB Reference Designs**
- **Complete Wideband BORSCHT functionality**
- **Worldwide Programmability**
- **Per channel Narrowband or Wideband operation**

Applications

- **Fixed Wireless (LTE) Gateways**
- **DSL Residential Gateways and Integrated Access Devices (IADs)**
- **Cable Embedded Multimedia Terminal Adapters (eMTAs)**
- **PON Single Family Units (SFU)**
- **Fiber-to-the-premise (FTTX) solutions**

Document ID# 150405

Version 1

September 2014

Ordering Information

Device OPN	Device Type	Package	Packing
Le9652PQCT	SLIC, 150V-Tracker	48-pin QFN	Tape&Reel
Le9652PQC	SLIC, 150V-Tracker	48-pin QFN	Tray

These Green packages meet RoHS 2 Directive 2011/65/EU of the European Council to minimize the environmental impact of electrical equipment.

Description

The miSLIC™ Series Line Circuits together with a VoIP processor or SoC, provides an economical turn-key solution for derived voice applications. The miSLIC devices are controlled by a VoIP processor or SoC through a simple, single serial interface.

The dual channel Le9652 miSLIC device uses individual Tracking battery power supplies capable of ringing up to 140 V_{PK} with high efficiency to minimize power dissipation in all states. Ringing and system power management are supported to limit the peak power requirements of the telephone line FXS port. The Le9652 features wideband clarity and complete BORSCHT functionality.

Manufacturing self test and subscriber line diagnostics are available features. All AC, DC, and power parameters are programmable making the Le9652 device suitable for any short loop application requiring SLIC functionality.

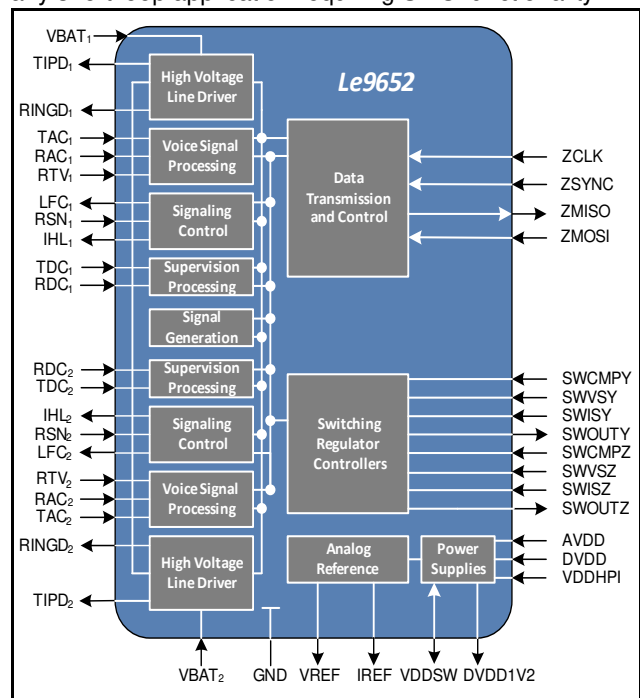


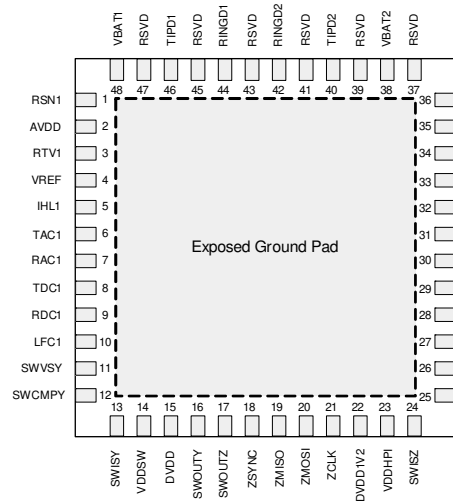
Figure 1 - Le9652 Block Diagram

Selected Electrical Specifications

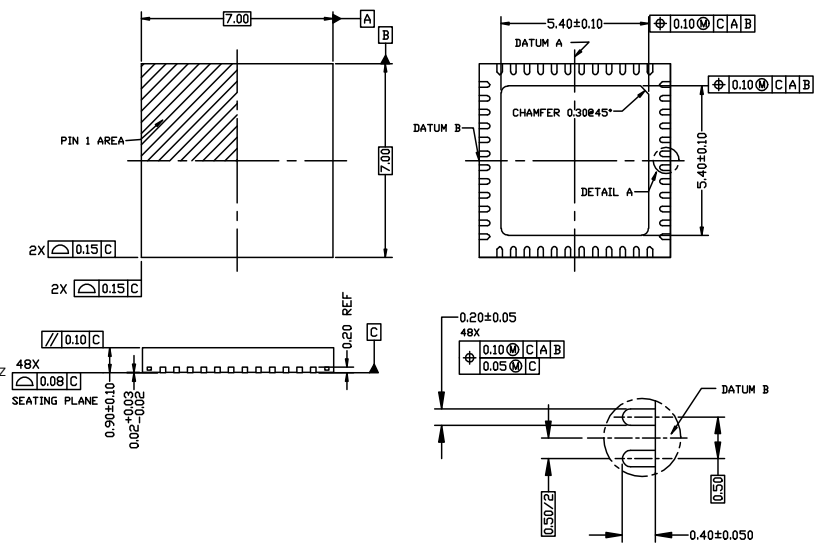
Description	Symbol	Test Conditions	Min	Typ	Max	Unit
Ambient Temperature, under Bias	T_A		-40		+85	°C
Digital and Analog Supply Voltages	DVDD, AVDD		3.135	3.3	3.465	V_{DC}
Operating Limits: VBAT (in active state)			-150 V_{DC} to -12 V_{DC}			V_{DC}
Line Current:	ILA		18	25	49	mA
Ringing Voltage	V_{RING}	5 REN		65	99	V_{RMS}
Two-Wire Return Loss	R_L	200 to 3400 Hz		30		dB
Longitudinal Balance		1 kHz		58		dB
Device Power Dissipation, Continuous	$P_{D(max)}$	$T_A = 85^\circ\text{C}$		1.5		W
Junction to Ambient Thermal Resistance	θ_{JA}			29		°C/W

Device Power Consumption (Flyback)	Symbol	Test Conditions	Power	Typ	Unit
Shutdown	P_D	Switcher off	Per Channel	6	mW
Disconnect				23	
Low Power Idle Mode (LPIM)		On-Hook		43	
Idle		On-Hook		85	
Active		Off-Hook, 300 Ω , ILA = 25 mA		435	
Ringing		50 V_{RMS} , 1 REN		275	

Device Pinout



Package Drawings



Related Collateral

www.microsemi.com/voice-line-circuits

- *Le9651 Tracking Battery miSLIC™ Line Circuit Preliminary Data Sheet*, Document ID# 148707
- *Le9652 Shared Battery Dual miSLIC™ Line Circuit Preliminary Data Sheet*, Document ID# 148708
 - *ZLR965221H SM2 Line Module, ZSI, 2 FXS, Flyback, 140- V_{PK} , 5 REN*
 - *ZLR965222H SM2 Line Module, ZSI, 2 FXS Inverting-Boost, 140- V_{PK} , 5 REN*