

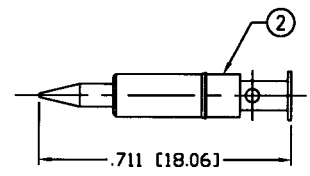
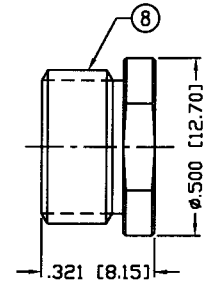
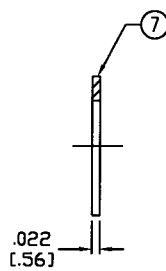
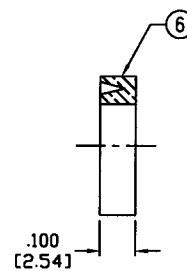
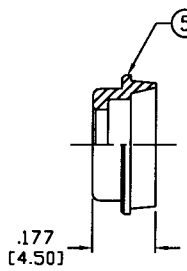
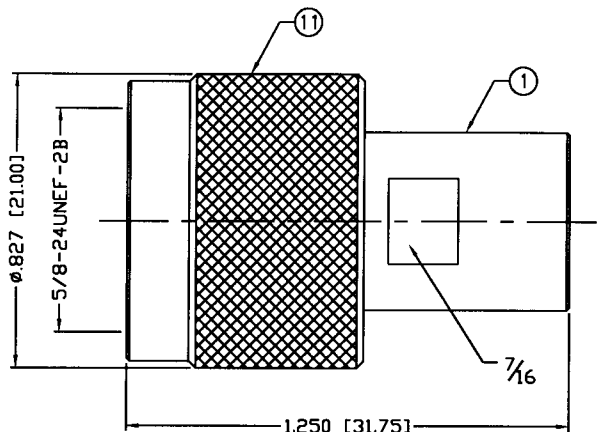
THIS DRAWING CONTAINS INFORMATION PROPRIETARY TO RF INDUSTRIES.  
 ANY UNAUTHORIZED USE OF THIS DRAWING IS EXPRESSLY PROHIBITED  
 WITHOUT WRITTEN PERMISSION FROM RF INDUSTRIES.  
 ANY VIOLATION IS PUNISHABLE UNDER U.S. COPYRIGHT LAWS.

ALL DIMENSIONS ARE REFERENCE ONLY

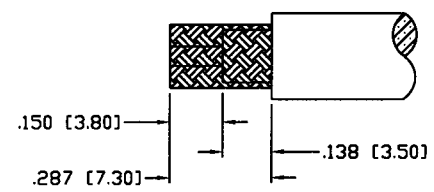
PART NO.

**RFN-1004-1SX**

REV	DESCRIPTION	DWN	DATE	APPROVED
C	STANDARDIZE, CHANGE RETAINING RING TO ST STEEL	KMM	3/15/94	C. JONES
D	CHG N SHELL CONFIG & CHG GROUND RING PRESS FIT DIM	KMM	3/20/95	R. RICE
E	CHG BODY & DIELECTRIC DIMS / CHG BACK NUT TO FLATS	CZS	4/14/98	R. RICE
F	REMOVE P/N FROM CONN. / UPDATE DWG FORMAT	CZS	1/28/03	JDMc



RECOMMENDED CRIMP DIE: .068"



RECOMMENDED STRIPPING DIMENSIONS

**SPECIFICATIONS:**

IMPEDANCE: 50 Ohms  
 FREQUENCY RANGE: 0-11 GHz  
 VSWR: 1.3 Max. @ 9 GHz  
 INSERTION LOSS: .06 dB Max. X  $\sqrt{fGHz}$   
 WORKING VOLTAGE: 1k V rms @ sea level  
 TEMPERATURE RANGE: -65°C TO 85°C  
 INSULATION RESISTANCE: 5k M Ohms min.  
 FOR RG-8/X, BELDEN 9258, MAXRAD MBX-100 &  
 MBX-1000, MICRO 8/U, REMEE 1600, SAXTON 8315 &  
 TIMES LMR-240 & LMR-240 ULTRAFLEX CABLE

1	BODY	1	BRASS	SILVER, 30μ"
2	PIN	1	BRASS	GOLD, 3μ"
3	INSULATOR	1	PTFE	---
4	GROUND RING	1	BRASS	SILVER, 30μ"
5	CLAMP	1	BRASS	SILVER, 30μ"
6	GASKET	1	RUBBER	---
7	WASHER	1	BRASS	SILVER, 30μ"
8	BACK NUT	1	BRASS	SILVER, 30μ"
9	RETAINING RING	1	BRASS	SILVER, 30μ"
10	GASKET	1	RUBBER	---
11	SHELL	1	BRASS	SILVER, 30μ"
12				
13				
14				
#	DESCRIPTION	QTY	MATERIAL	FINISH

000486	
DRAWN	1/28/03
CHECKED	1/28/03
ORJ DRAWN	12/30/91
C. ZUNIGA	
APPROVALS	DATE

UNLESS OTHERWISE SPECIFIED:  
 1. REMOVE ALL BURRS  
 2. BREAK ALL CORNERS & EDGES .005 R. MAX.  
 3. CHAMFER 1ST & LAST THREADS 45°  
 4. SURFACE ROUGHNESS 63 FINISH MIL-STD-10  
 5. DIAMETERS ON COMMON CENTERS TO BE CONCENTRIC WITHIN .002 T.I.R.  
 6. ALL DIMENSIONS ARE AFTER PLATING.

DIMENSIONS ARE IN INCHES AND [MILLIMETERS]  
 UNLESS OTHERWISE NOTED TOLERANCES ARE:

DECIMALS	DIAMETER
.xxx±.003 [.08]	.xxx±.001 [.03]
.xx±.005 [.13]	.xx±.003 [.08]

**RF connectors**  
 DIVISION OF RF INDUSTRIES, LTD.

7610 MIRAMAR RD  
 SAN DIEGO, CA 92126  
 (858) 549-6340  
 (858) 549-6345 FAX

**N PLUG, CLAMP**

SIZE	CABLE GROUP	DWG NO.	REV
A	X	RFN-1004-1SX	F
SCALE:	NTS	CAD FILE	OUTLINE
SHEET 1 OF 1			