

## Conductor - VS-08-4X2X26C5S/S-LI2XVS67-S/1 - 1654277


Please be informed that the data shown in this PDF Document is generated from our Online Catalog. Please find the complete data in the user's documentation. Our General Terms of Use for Downloads are valid (<http://download.phoenixcontact.com>)



Assembled Ethernet cable, CAT5e, shielded, 4-pair, AWG 26 highly stranded (19-wire), line, RAL 5021 (water blue), RJ45/IP67 (irradiated) on RJ45/IP67 (irradiated), suitable for use with drag chain, for welding applications, length: 1 m



### Key commercial data

Packing unit	1 pc
GTIN	 4 017918 950309
Weight per Piece (excluding packing)	130.0 GRM
Custom tariff number	85444210
Country of origin	Germany

### Technical data

#### Mechanical characteristics

Number of positions	8
Shielded	Yes
Insertion/withdrawal cycles	≥ 200
Cable diameter	7.70 mm
Cable structure	4x2xAWG26/19; S-UTP
Length of cable	1 m

#### Ambient conditions

Ambient temperature (operation)	-20 °C ... 60 °C (cable, fixed installation)
	0 °C ... 50 °C (cable, flexible installation)
	(Plug / socket)
Degree of protection	IP67

#### Material data

# Conductor - VS-08-4X2X26C5S/S-LI2XVS67-S/1 - 1654277

## Technical data

### Material data

Housing material	PA
Contact carrier material	PC
Contact material	Copper alloy
Contact surface material	Gold over nickel
Material, O-ring	FPM
Cable seal material	NBR
Outer sheath, material	PUR
External sheath, color	water blue RAL 5021

### Electrical characteristics

Rated voltage (III/3)	125 V
Transmission characteristics (category)	CAT5 (IEC 11801:2002), CAT5e (TIA 568B:2001)

### Line characteristics

Cable type	Ethernet
Cable structure	4x2xAWG26/19; S-UTP
Conductor cross section	4x 2x 0.16 mm <sup>2</sup>
AWG signal line	26
Conductor structure signal line	19x 0.10 mm
Core diameter including insulation	max. 1 mm
External cable diameter	7.7 mm
Wire colors	White-blue, white-orange, white-green, white-brown
External sheath, color	water blue RAL 5021
Transmission medium	Copper
Insulation resistance	min. 0.5 GΩ*km
Conductor resistance	max. 125 Ω/km
Transmission characteristics (category)	CAT5 (IEC 11801:2002), CAT5e (TIA 568B:2001)
Working capacitance	57 nF
Wave impedance	100 Ω ±5 Ω (at 100 MHz)
Nominal voltage, cable	125 V
Test voltage Core/Core	1000 V
Twisted pairs	2 cores to the pair
Overall twist	4 pairs for core
Shielding	Tinned copper braided shield
Outer sheath, material	PUR
Material, inner sheath	Elastomer
Material conductor insulation	Teflon
Conductor material	Bare Cu litz wires

# Conductor - VS-08-4X2X26C5S/S-LI2XVS67-S/1 - 1654277

## Technical data

### Line characteristics

Cable weight	70 kg/km
Smallest bending radius, fixed installation	39 mm (cable, fixed installation)
Smallest bending radius, movable installation	39 mm (cable, flexible installation)
Max. bending cycles	5000000
Bending radius	57.8 mm
Traversing path	1.8 m
Traversing rate	3 m/s
Acceleration	9 m/s <sup>2</sup>
Flame resistance	IEC 60332-2-2
Resistance to oil	in accordance with DIN EN 60811-2-1
Other resistance	Hydrolysis resistance as per DIN 53504
	resistant to welding splash in accordance with DIN VDE 0282
Ambient temperature (operation)	-20 °C ... 60 °C (cable, fixed installation)
	0 °C ... 50 °C (cable, flexible installation)

## Classifications

### eCl@ss

eCl@ss 4.0	27060306
eCl@ss 4.1	27060306
eCl@ss 5.0	27061801
eCl@ss 5.1	27061801
eCl@ss 6.0	27061801
eCl@ss 7.0	27061801
eCl@ss 8.0	27061801

### ETIM

ETIM 2.0	EC000830
ETIM 3.0	EC001855
ETIM 4.0	EC001855
ETIM 5.0	EC001855

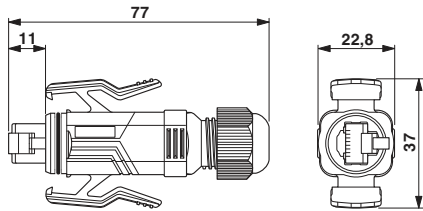
### UNSPSC

UNSPSC 6.01	31261501
UNSPSC 7.0901	31261501
UNSPSC 11	31261501
UNSPSC 12.01	31261501
UNSPSC 13.2	31261501

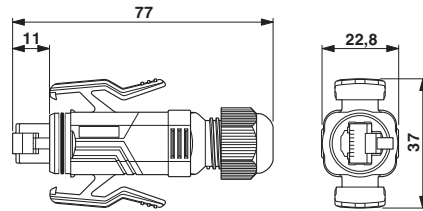
# Conductor - VS-08-4X2X26C5S/S-LI2XVS67-S/1 - 1654277

## Drawings

Dimensioned drawing



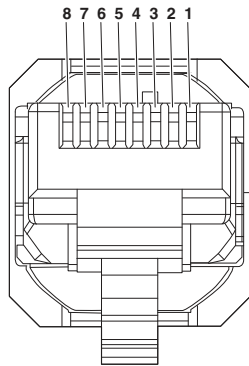
Dimensioned drawing



RJ45 connectors, IP67, QUICKON fast connection technology

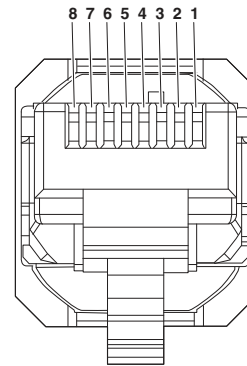
RJ45 connectors, IP67, QUICKON fast connection technology

Schematic diagram



Connector pin assignment plug RJ45

Schematic diagram



Connector pin assignment plug RJ45