SC1206

SMD POWER INDUCTORS



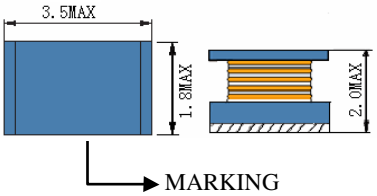

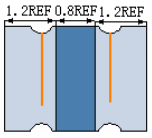

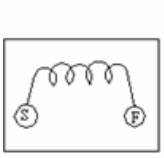

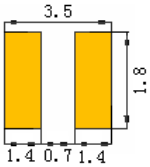

● Features
1. Open frame construction.
2 Low DCR
3 Excellent Power Density
4 Engineered to Provide High Efficiency

CHARACTERISTICS

Part Number	Inductance (uH) (1)	Test Frequency	DC Resistance (Ω MAX) (2)	Saturation Current (3) (A)	Temperature Current (4) (A)
SC1206-R12	0.12	1MHZ	112m	0.97	1.60
SC1206-R22	0.22	1MHZ	140m	0.85	1.35
SC1206-R47	0.47	1MHZ	210m	0.70	1.08
SC1206-1R0	1.0	1MHZ	364m	0.51	0.78
SC1206-2R2	2.2	1MHZ	533m	0.43	0.66
SC1206-4R7	4.7	1MHZ	845m	0.34	0.58
SC1206-100	10	1MHZ	1.69	0.23	0.40
SC1206-220	22	1MHZ	3.90	0.16	0.25
SC1206-470	47	1MHZ	10.40	0.10	0.15
SC1206-101	100	1MHZ	15.60	0.08	0.12

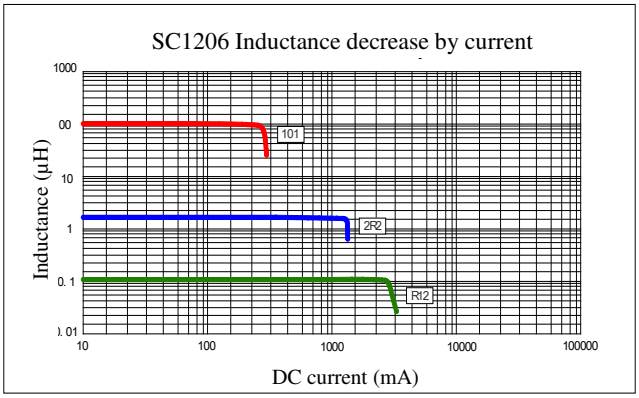

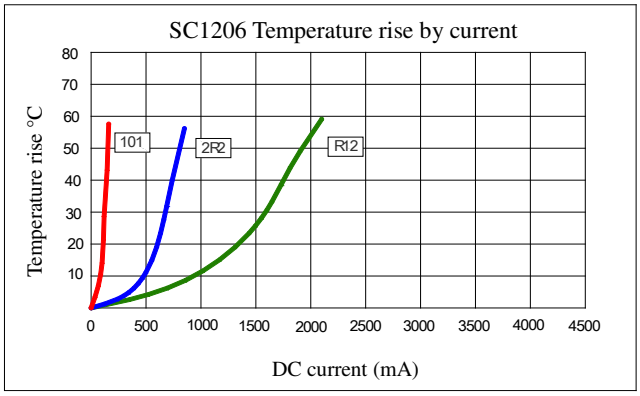

(1). Inductance tolerance for 0.12uH~0.47uH: ±30%, for 1.0uH~4.7uH: ±20%, for 10uH~100uH: ±10%. Tested at 0.25V, 0ADC and 25℃
(2). DCR measured at 25℃.
(3). The DC current at which the inductance decreases by 10% from its initial value.
(4). The DC current that results in a 40℃ temperature rise from 25℃ambient.

Click here for QUANTITY PER REEL & PACKING INFORMATION

Custom versions available upon request.

© 2019 Signal Transformer –Specification subject to change without notice. 12.19

128 Atlantic Avenue, Lynbrook, NY 11563
Toll Free 866-239-5777 • Tel 516-239-5777 • Fax 516-239-7208
Sales@signaltransformer.com • techhelp@signaltransformer.com