NOTE
1. 使用圧縮範囲：1.0±0.1mm
   COMPRESSION RANGE : 1.0±0.1mm CONTACT HIGHT
2. 接触力：0.8～1.6N（接点高さ：1.1～0.9mm時）
   CONTACT FORCE : 0.8～1.6N (CONTACT HEIGHT : 1.1～0.9mm HIGHT)

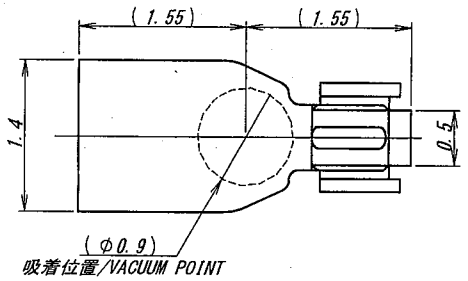

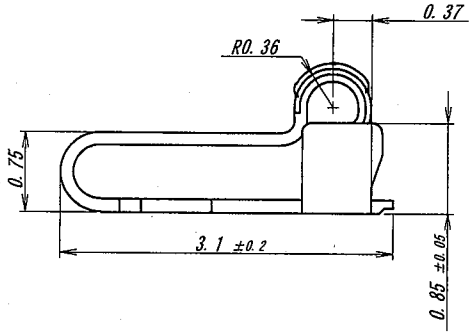

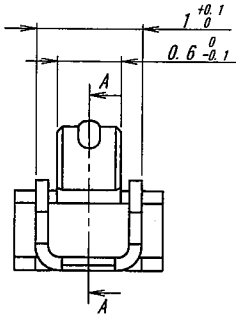

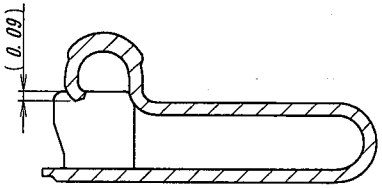

SECT. A-A

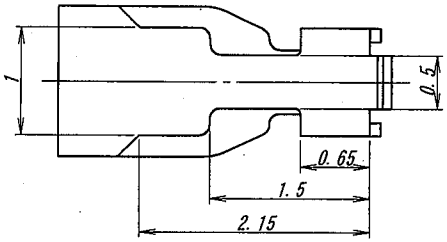

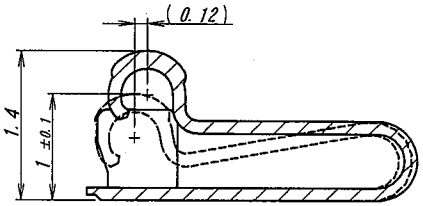

SECT. A-A

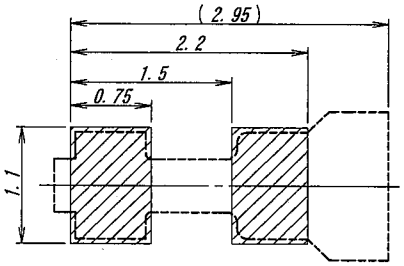

推奨基板/RECOMMEND PCB
一般公差/GENERAL TOLERANCE : ±0.05mm

ISSUED '11.1.12 IRISO ENG. DEPT.

LTR 記号	ECN No	REVISION RECORD 記事	DR	CHK	DATE 年月日
△					
△					
△					
△					
△					
△					
0	38710	RELEASED	J.O	H.S	'11-01-11

MATERIAL 材質
C1990R
(t=0.12±0.01)

FINISH 仕上げ
後めっき/AFTER PLATE
ニッケル下地めっき/OVER Ni PLATE :2μm MIN.
金めっき/Au PLATE:
接点部/CONTACT AREA : 0.1μm MIN.
テール部/TAIL AREA : 0.03μm MIN.

GENERAL TOLERANCES 一般公差
DIM 寸法 ± 0.2
ANGLE 角度 ±

3RD. ANG. PROJ. 三角法

SCALE 尺度 /
UNIT 単位 mm
DR '11-01-11 J. Oguro
DSN '11-01-11 J. Oguro
CHK '11/1/11
APP '11/01/11

IRISO ELECTRONICS CO., LTD
イリソ電子工業株式会社

TITLE 名称
4104シリーズ コンタクト
SERIES 4104 CONTACT

EDP No

PARTS No 部番
IPS-4104T-01B-GFN1

DWG No 図番
110-104104-002

REV. 0

DO NOT SCALE DRAWING.
THIS DRAWING CONTAINS INFORMATION THAT IS PROPRIETARY TO IRISO AND SHOULD NOT BE USED WITHOUT WRITTEN PERMISSION. 本図面は、イリソ電子工業（株）の所有する情報を含むもので当社の許可なく複製を禁止する。

REDUSED COPY