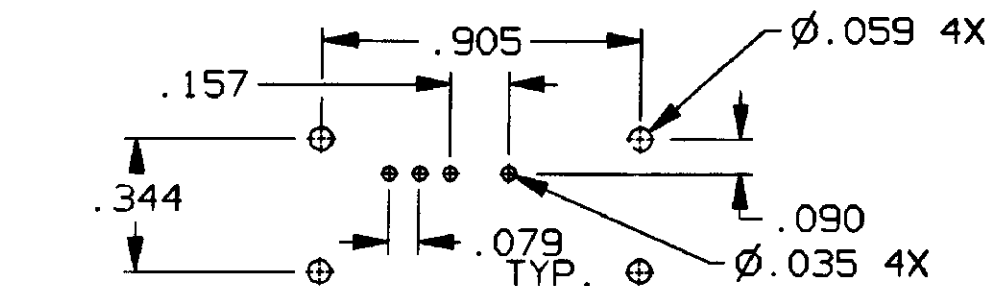
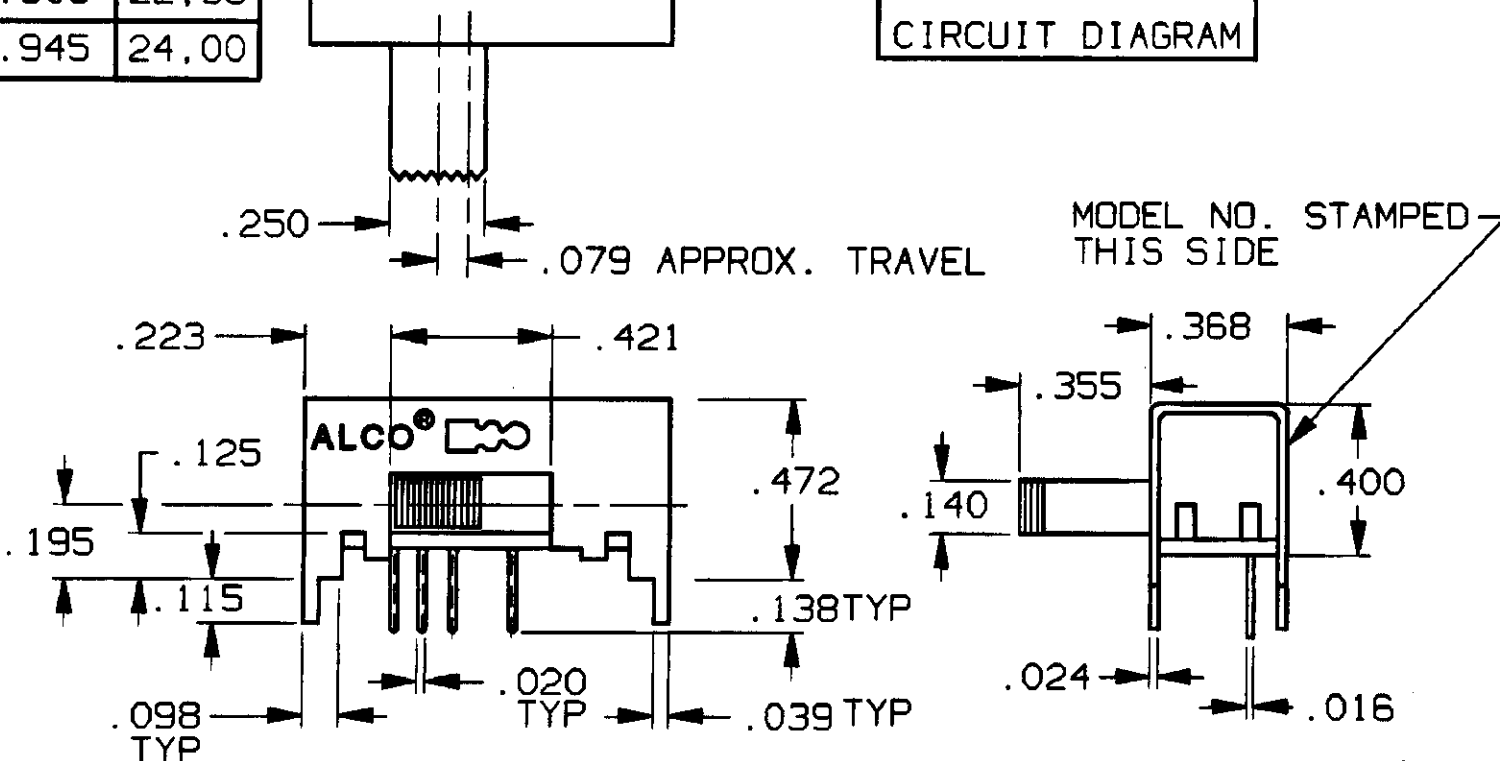
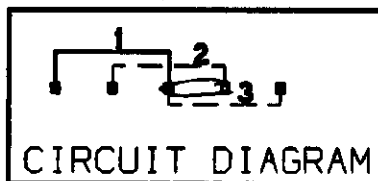
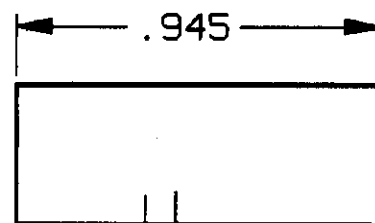


CONVERSION CHART		CONVERSION CHART	
INCH	MM	INCH	MM
.010	0,25	.472	11,98
.016	0,40	.905	22,98
.020	0,50	.945	24,00
.024	0,60		
.035	0,88		
.039	0,99		
.059	1,49		
.079	2,00		
.090	2,28		
.115	2,92		
.138	3,50		
.140	3,55		
.157	3,98		
.195	4,95		
.250	6,35		
.256	6,50		
.355	9,01		
.368	9,34		
.400	10,16		
.421	10,69		



MSSA-1350RG	GOLD
MSSA-1350R	SILVER
MODEL NO.	PLATING

SPECIFICATIONS:

MATERIALS:
CASE: STEEL
ACTUATOR: POLYESTER UL 94V-0
MOVABLE CONTACT: COPPER ALLOY, SILVER OR GOLD PLATED.
STATIONARY CONTACT: COPPER ALLOY, SILVER OR GOLD PLATED.
TERMINALS: COPPER ALLOY, SILVER OR GOLD PLATED.

ELECTRICAL:
CONTACT RATING: GOLD: 0.4 VA 20 VDC OR PEAK AC
SILVER: 300 mA @ 125 VAC
CONTACT RESISTANCE: 30mΩ MAX. INITIAL.
INSULATION RESISTANCE: 1,000 MEGOHMS MIN.
DIELECTRIC STRENGTH: 500V RMS @ SEA LEVEL.
LIFE EXPECTANCY: 15,000 CYCLES MIN.

MECHANICAL:
ACTUATION FORCE: 470 GRAMS AVERAGE.

ENVIRONMENTAL:
OPERATING TEMPERATURE: -4°F TO +185°F
(-20°C TO +85°C)
STORAGE TEMPERATURE: -40°F TO +212°F
(-40°C TO +100°C)

NOTES:

1. INTERPRET DRAWING PER ASME Y14.5M-1994.
2. TERMINALS ARE EPOXY SEALED.

AUGAT D/N 40121-SD

RECOMMENDED HOLE LAYOUT
TOLERANCE ±.002 UNLESS OTHERWISE NOTED

CUSTOMER DRAWING
SPECIFICATIONS ARE SUBJECT TO CHANGES WITHOUT NOTICE



REV A	REVISIONS 0G3C-0173-02	<p>THIRD ANGLE PROJECTION</p>	UNLESS OTHERWISE SPECIFIED DIMENSIONS ARE IN INCHES DO NOT SCALE PRINT	ORIGINAL DATE OF DRAWING: 6-19-96	TYCO ELECTRONICS TITLE: CUSTOMER DRAWING SLIDE SWITCH, RA (MSSA-1350R) DWG. NO. 3-1437580-5 REV. A PRODUCT CODE: C51 SCALE: SHEET 1 OF 1
			TOLERANCES (EXCEPT AS NOTED) ANGULAR = DECIMAL .XX = DECIMAL .XXX = ±.010 DECIMAL .XXXX =	DRAWN: TRU-D DATE: 6-19-96	
			AUGAT CONFIDENTIAL This document contains information which is the exclusive property of Augat Inc. Distribution, reproduction or use by others is not permitted without the expressed written consent of Augat Inc.	CHECKED: DATE:	
			MATERIAL: SEE SPECIFICATIONS	APPROVED: DATE:	
			FINISH: SEE SPECIFICATIONS	CODE IDENT. NO. 91506 DWG. SIZE B	
				NEXT ASSY:	