



CMS38606

Assembly and Installation Instructions

Please read all instructions carefully before attempting to install and use this product.

SPECIFICATIONS

PARAMETER	PERFORMANCE
Laird Model Number	CMS38606-30NF
Frequency	380-520MHz 600-690MHz 1395-1435MHz 1690-6000MHz
VSWR 380-520MHz	3.0:1 Max
VSWR 698-960, 1710-6000MHz	2.0:1 Max
Typical Max Gain	2.6dBi @ 380-520MHz 3.1dBi @ 600-960MHz 5.8dBi @ 1395-1435MHz 7.3 dBi @ 1690-6000MHz
Polarization	Vertical
Impedance	50Ω
Power	50W @ ambient temp 25o C (77oF)
RF Connector	Type N(f)
Radome Color	White
Operating Temperature	-30°C +70°C
Storage Temperature	-40°C +85°C
Water/Foreign Body Ingress	IP-67
Antenna Weight	0.8kg (1.76 lbs)

SAFETY

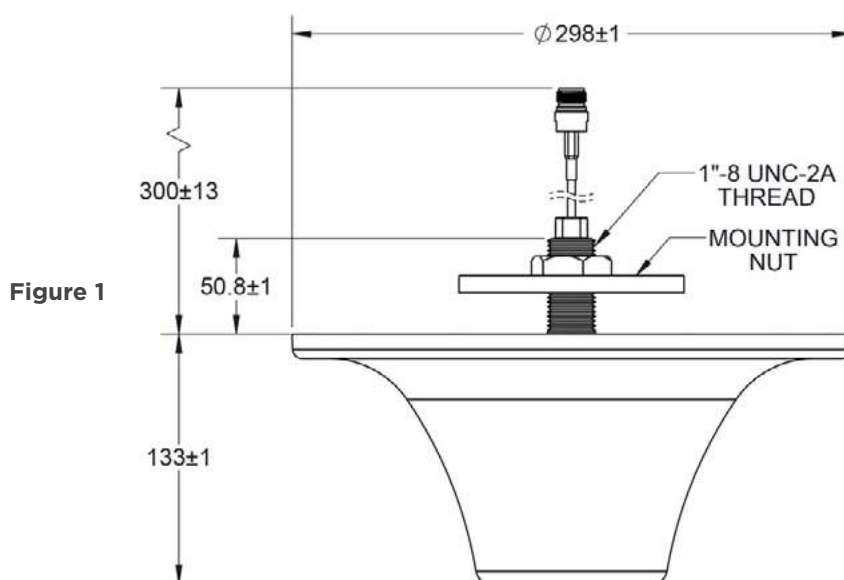
The CMS38606 and all associated equipment should be installed in accordance with all applicable local and national electrical code guidelines to ensure safe operation.

LOCATION

For the best results, mount the antenna near the center of the coverage area. A line-of-sight path between the antenna and active floor locations generally works best. Although microwave signals penetrate cubical dividers and interior walls with little attenuation, reinforced block attenuate signals or cause multipath, a condition where reflected signals interfere with the primary signal path. Avoid mounting next to a column or vertical support that could create a "shadow zone" of reduced coverage to one portion of the room.

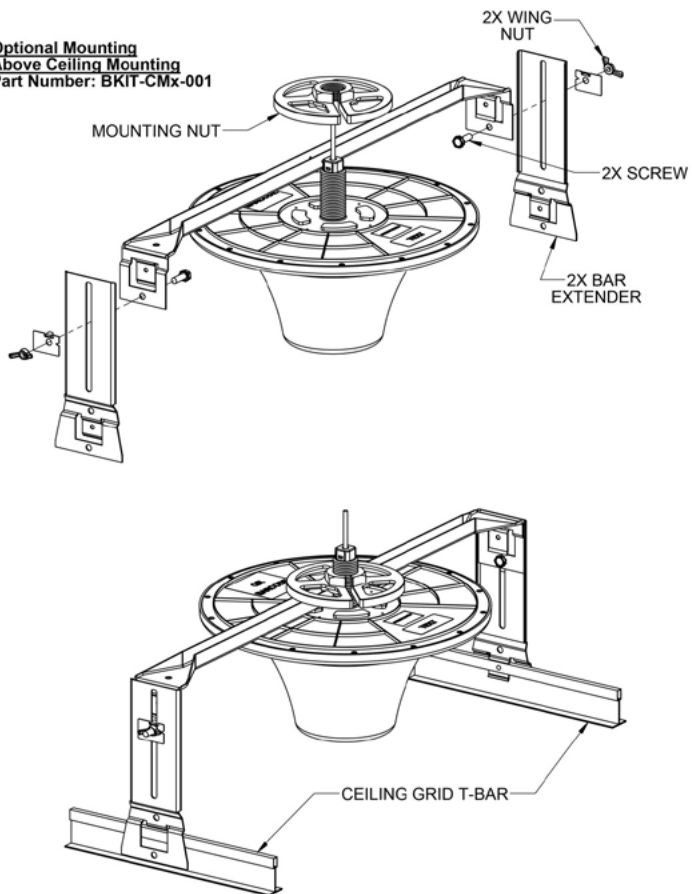
STANDARD MOUNTING

A threaded post on the back of the antenna and a supplied mounting nut are the primary mounting method when access is available to both sides of the mounting surface, such as a suspended ceiling tile. Mark the desired mounting location on the tile and cut a $\varnothing 40\text{mm}$ (1.57") hole for threaded post. Feed the cables through the hole and secure the antenna with the mounting nut. (See figure 1).



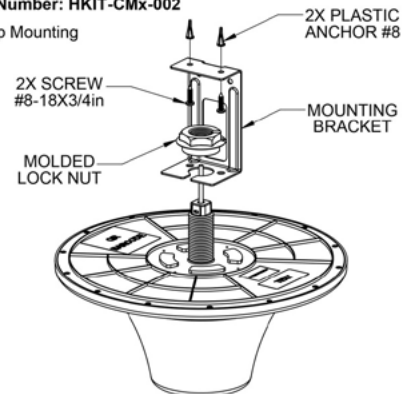
OPTIONAL MOUNTING

**Optional Mounting
Above Ceiling Mounting
Part Number: BKIT-CMx-001**

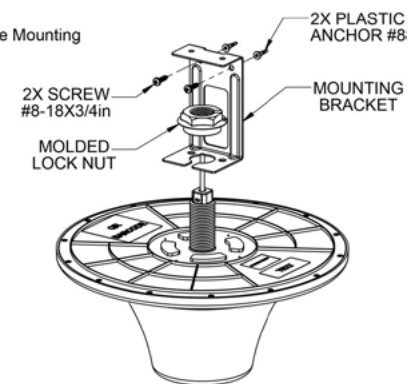


**Optional Mounting
Hard Ceiling Mounting
Part Number: HKIT-CMx-002**

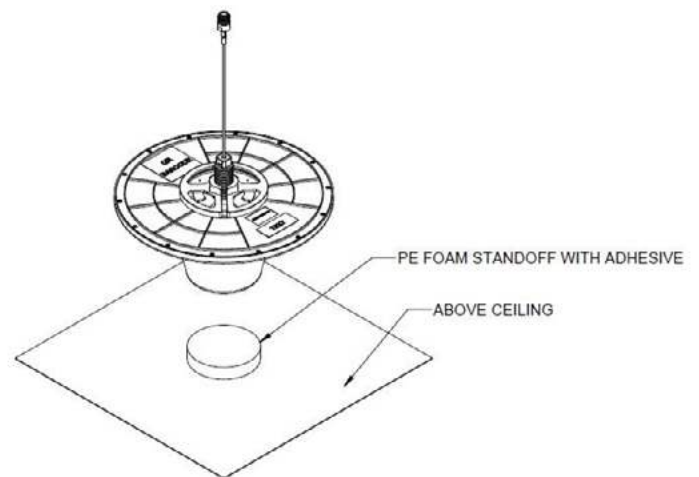
1. Top Mounting



2. Side Mounting



**Optional Mounting
Above Ceiling Mounting
Part Number: HKIT-CMx-004**



Note: The optional mounting kits are **NOT INCLUDED** with the antenna; it needs to be purchased separately

TE TECHNICAL SUPPORT CENTER

USA:	+1 (800) 522-6752
Canada:	+1 (905) 475-6222
Mexico:	+52 (0) 55-1106-0800
Latin/S. America:	+54 (0) 11-4733-2200
Germany:	+49 (0) 6251-133-1999
UK:	+44 (0) 800-267666
France:	+33 (0) 1-3420-8686
Netherlands:	+31 (0) 73-6246-999
China:	+86 (0) 400-820-6015

te.com

TE, and TE connectivity (logo) are trademarks owned or licensed by the TE Connectivity Ltd. family of companies. All other logos, products and/or company names referred to herein might be trademarks of their respective owners.

The information given herein, including drawings, illustrations and schematics which are intended for illustration purposes only, is believed to be reliable. However, TE Connectivity makes no warranties as to its accuracy or completeness and disclaims any liability in connection with its use. TE Connectivity's obligations shall only be as set forth in TE Connectivity's Standard Terms and Conditions of Sale for this product and in no case will TE Connectivity be liable for any incidental, indirect or consequential damages arising out of the sale, resale, use or misuse of the product. Users of TE Connectivity products should make their own evaluation to determine the suitability of each such product for the specific application.

TE Connectivity warrants to the original end user customer of its products that its products are free from defects in material and workmanship. Subject to conditions and limitations TE Connectivity will, at its option, either repair or replace any part of its products that prove defective because of improper workmanship or materials. This limited warranty is in force for the useful lifetime of the original end product into which the TE Connectivity product is installed. Useful lifetime of the original end product may vary but is not warrantied to exceed one (1) year from the original date of the end product purchase.

©2022 TE Connectivity. All Rights Reserved.

08/22 Original