

2-2384030-4 ✓ ACTIVE

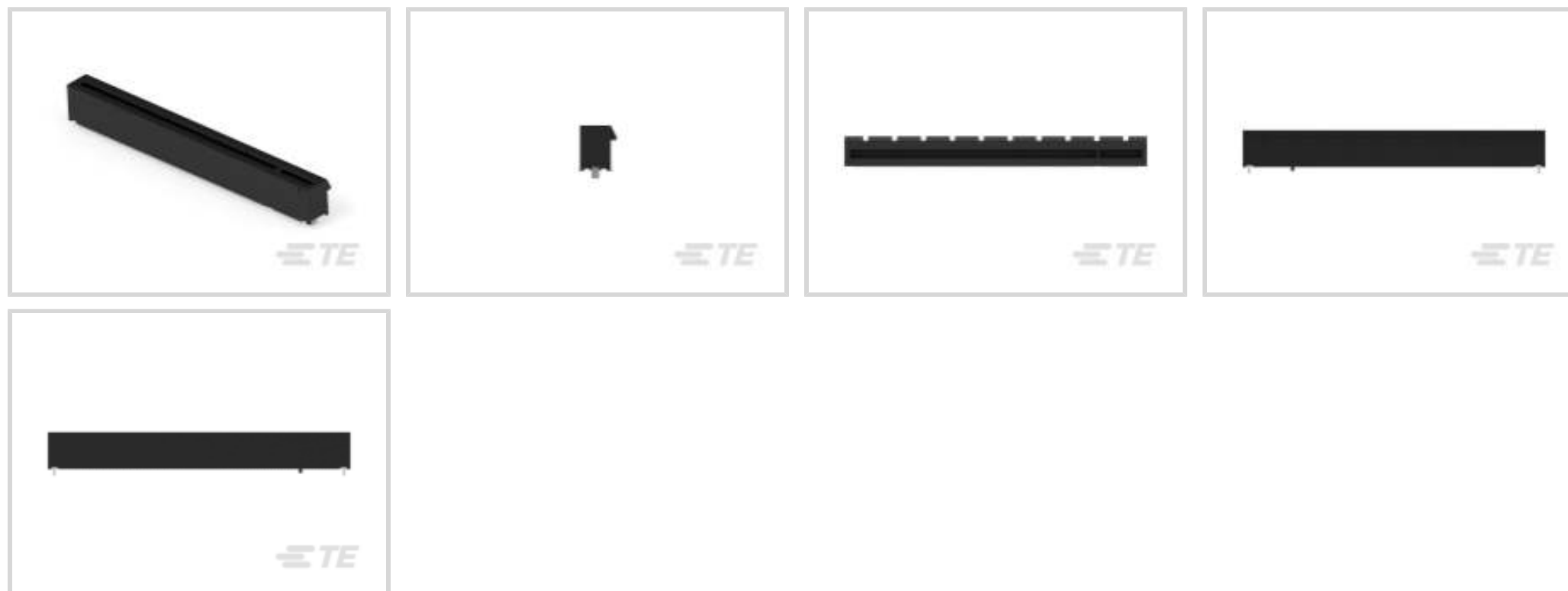


TE Internal #: 2-2384030-4

PCI & PCI Express Connectors, Board-to-Board, 164 Position, .04 in [1 mm] Centerline, Vertical, Black, Height .44 in [11.25 mm], Width .32 in [8.2 mm]

[View on TE.com >](#)

Connectors > PCB Connectors > Card Edge Connectors > PCI & PCI Express Connectors



Connector System: **Board-to-Board**

Number of Positions: **164**

PCI Generation: **5**

Centerline (Pitch): **1 mm [.04 in]**

Termination Post & Tail Length: **1.1 mm [.043 in]**

Features

Product Type Features

Connector System	Board-to-Board
Sealable	No
Connector & Contact Terminates To	Printed Circuit Board

Configuration Features

Number of Positions	164
PCB Mount Orientation	Vertical
Ejector	Without

Body Features

Primary Product Color	Black
-----------------------	-------

Contact Features

Contact Thickness	30 μ m
Contact Current Rating (Max)	1.1 A

Termination Features

Termination Method to Printed Circuit Board	Surface Mount
---	---------------



Termination Post & Tail Length	1.1 mm[.043 in]
--------------------------------	-----------------

Mechanical Attachment

PCB Mount Retention Type	Tab
Connector Mounting Type	Board Mount

Housing Features

Centerline (Pitch)	1 mm[.04 in]
--------------------	--------------

Dimensions

Connector Height	11.25 mm[.44 in]
Connector Width	8.2 mm[.32 in]

Usage Conditions

Operating Temperature Range	-40 – 85 °C[-40 – 185 °F]
-----------------------------	---------------------------

Operation/Application

Circuit Application	High Speed Data
---------------------	-----------------

Industry Standards

PCI Generation	5
----------------	---

Product Compliance

[For compliance documentation, visit the product page on TE.com>](#)













EU RoHS Directive 2011/65/EU	Compliant
EU ELV Directive 2000/53/EC	Compliant
China RoHS 2 Directive MIIT Order No 32, 2016	No Restricted Materials Above Threshold
EU REACH Regulation (EC) No. 1907/2006	Current ECHA Candidate List: JUNE 2023 (235) Candidate List Declared Against: JAN 2023 (233) Does not contain REACH SVHC
Halogen Content	Low Halogen - Br, Cl, F, I < 900 ppm per homogenous material. Also BFR/CFR/PVC Free
Solder Process Capability	Not reviewed for solder process capability

Product Compliance Disclaimer

This information is provided based on reasonable inquiry of our suppliers and represents our current actual knowledge based on the information they provided. This information is subject to change. The part numbers that TE has identified as EU RoHS compliant have a maximum concentration of 0.1% by weight in homogenous materials for lead, hexavalent chromium, mercury, PBB, PBDE, DBP, BBP, DEHP, DIBP, and 0.01% for cadmium, or qualify for an exemption to these limits as defined in the Annexes of Directive 2011/65/EU (RoHS2). Finished electrical and electronic equipment products

will be CE marked as required by Directive 2011/65/EU. Components may not be CE marked. Additionally, the part numbers that TE has identified as EU ELV compliant have a maximum concentration of 0.1% by weight in homogenous materials for lead, hexavalent chromium, and mercury, and 0.01% for cadmium, or qualify for an exemption to these limits as defined in the Annexes of Directive 2000/53/EC (ELV). Regarding the REACH Regulation, the information TE provides on SVHC in articles for this part number is based on the latest European Chemicals Agency (ECHA) 'Guidance on requirements for substances in articles' posted at this URL: <https://echa.europa.eu/guidance-documents/guidance-on-reach>

Compatible Parts

 <p>TE Part # 1-2384214-4 PCIE5,SMT,1.5TAB+C-P,164P,15",WO ML,HT</p>	 <p>TE Part # 2-2384214-4 PCIE G5 CONN,164P,ASSY,1.5tab+C-pos,30"</p>	 <p>TE Part # 2-2388957-4 PCIE5,SMT,2X2.76TAB,164P,30",WO ML,HT</p>	 <p>TE Part # 2384214-4 PCIE5,SMT,1.5TAB+C-P,164P,GF,WO ML,HT</p>
 <p>TE Part # 2388957-4 PCIE5,SMT,2X2.76TAB,164P,GF,WO ML,HT</p>	 <p>TE Part # 3-2384214-4 PCIE5,SMT,1.5TAB+C-P,164P,GF,10 ML,HT</p>	 <p>TE Part # 3-2384214-8 PCIE5 CON,SMT,1.5TAB+C-P,164P,GF, F-ML,HT</p>	 <p>TE Part # 4-2384214-4 PCIE5,SMT,1.5TAB+C-P,164P,15',10 ML,HT</p>
 <p>TE Part # 4-2384214-8 PCIE5,SMT,1.5TAB+C-P,164P,15',F-ML, HT</p>	 <p>TE Part # 5-2384214-4 PCIE G5,164P,ASSY,1.5tab+C-pos,30", MYLAR</p>	 <p>TE Part # 5-2384214-8 PCIE5,SMT,1.5TAB+C-P,164P,30",F- ML,HT</p>	 <p>TE Part # 7-2384214-4 PCIE5,SMT,1.5TAB+C-P,164P,30", 10X45ML</p>

Documents

Product Drawings

PCIE5,SMT,1.9TAB+C-POS,164P,30",WO ML,HT

English

CAD Files

Customer View Model

[ENG_CVM_CVM_2-2384030-4_A.3d_igs.zip](#)

English

Customer View Model

[ENG_CVM_CVM_2-2384030-4_A.3d_stp.zip](#)

English



Customer View Model

[ENG_CVM_CVM_2-2384030-4_A.2d_dxf.zip](#)

English

[3D PDF](#)

3D

By downloading the CAD file I accept and agree to the [Terms and Conditions](#) of use.

Product Specifications

[Application Specification](#)

English