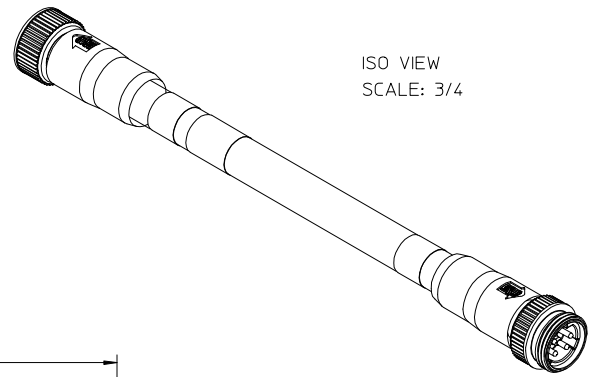


MATERIAL NO.	ENGINEERING NO.	FINISHED LENGTH
1300620241	114130A79M010	3'3" +2.19"-0 (1M +55.6mm-0)
1300620242	114130A79M020	6'7" +3.50"-0 (2M +88.9mm-0)
1300620243	114130A79M030	9'10" +3.50"-0 (3M +88.9mm-0)
1300620244	114130A79M040	13'1" +6.50"-0 (4M +165.1mm-0)
1300620245	114130A79M050	16'5" +6.50"-0 (5M +165.1mm-0)
1300620246	114130A79M060	19'8" +6.50"-0 (6M +165.1mm-0)
1300620247	114130A79M070	23'0" +6.50"-0 (7M +165.1mm-0)
1300620248	114130A79M080	26'3" +12.50"-0 (8M +317.5mm-0)
1300620249	114130A79M100	32'10" +12.50"-0 (10M +317.5mm-0)

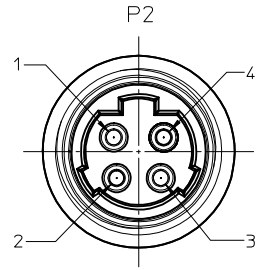
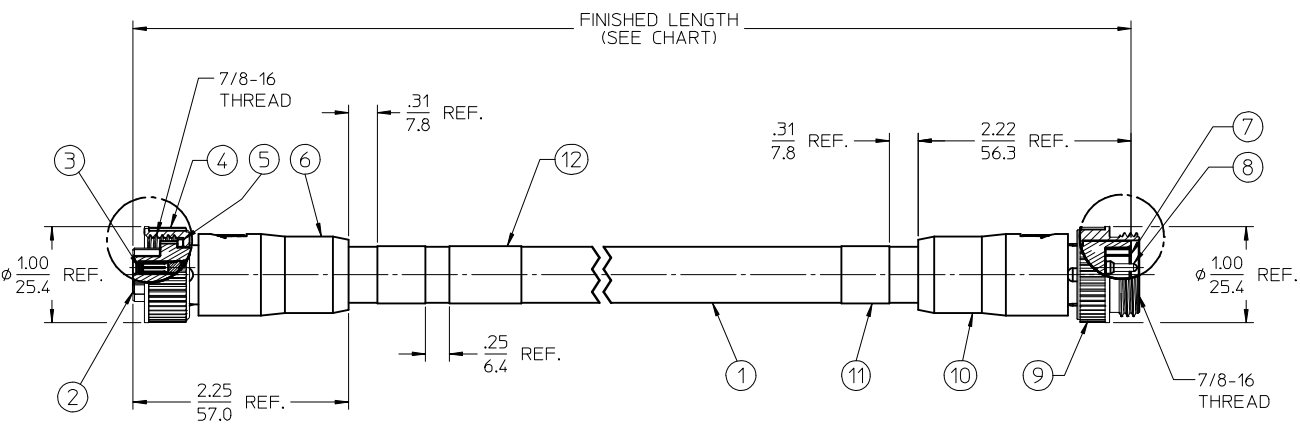
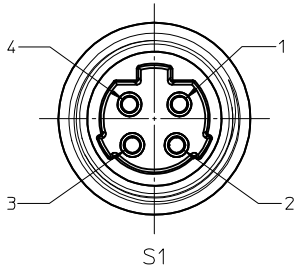
CUSTOMER PRODUCTION APPROVAL
 APPROVED BY:-----
 DATE:-----
 MUST BE SIGNED AND RETURNED BEFORE
 PRODUCTION WILL BEGIN.

SALES DRAWING



ISO VIEW
 SCALE: 3/4

FEMALE FACE VIEW
 SCALE: 2X



MALE FACE VIEW
 SCALE: 2X

- NOTES:
1. MATERIAL: SEE TABLE
 2. FINISHES: SEE TABLE
 3. ELECTRICAL SPECIFICATIONS
 VOLTAGE RATING: 600V AC/DC
 CURRENT RATING: 15 AMPS
 4. CABLE: 14/4 FLEX RATED
 5. PROTECTION: IP67
 6. ASSEMBLY IS RoHS COMPLIANT BY EXEMPTION

S1		P2	
1	BLACK	1	
2	WHITE	2	
3	RED	3	
4	GREEN/YELLOW	4	

WIRING DIAGRAM

ITEM	QTY.	DESCRIPTION	MATERIAL	FINISH
12	1	WRAP LABEL	VINYL	BLACK/YELLOW
11	2	WARNING LABEL	VINYL	ORANGE/BLACK
10	1	OVERMOLD	PVC	BLACK
9	1	COUPLING-MALE THREAD	ZINC DIE-CAST	BLACK
8	4	CONTACT PIN	Cu ALLOY	GOLD PLATED
7	1	MALE INSERT, 4P. ALT KEY	PVC	BLACK
6	1	OVERMOLD	PVC	BLACK
5	1	FRICITION RING	NYLON	WHITE
4	1	COUPLING-FEMALE THREAD	ZINC DIE-CAST	BLACK
3	4	CONTACT SOCKET/SLEEVE	Cu ALLY/SS	GOLD PLATED
2	1	FEMALE INSERT, 4P. ALT KEY	PVC	BLACK
1	1	CABLE, 14-4 TC-ER ST00W, HI FLEX	PVC JACKET	GRAY

RELEASED EC NO: IPG2013-1314 DRAWN BY: DRWINRSTONE 2013/02/22 CHECKED BY: CHKD:RUPERT 2013/02/27 APPR: JFMURPHY 2013/06/05	DESCRIPTION QUALITY SYMBOLS ▽=0 ▽=0	GENERAL TOLERANCES (UNLESS SPECIFIED)		DIMENSION STYLE IN/MM		SCALE 1:1	DESIGN UNITS INCH	THIRD ANGLE PROJECTION			
		4 PLACES ± --- ± ---	3 PLACES ± --- ± ---	2 PLACES ± --- ± .01	1 PLACE ± 0.3 ± ---	0 PLACE ± --- ± ---	DRAWN BY: RSTONE DATE: 2013/02/22		TITLE: MC M/MFE ST/ST 14 AWG ALT KEY CABLE ASSY		
		ANGULAR ± 2 °		DRAFT WHERE APPLICABLE MUST REMAIN WITHIN DIMENSIONS		DRAWN BY: B RUPERT DATE: 2013/02/27		APPROVED BY: JFMURPHY DATE: 2013/06/05		molex	
		SEE CHART				DOCUMENT NO. SD-130062-013		SHEET NO. 1 OF 1		THIS DRAWING CONTAINS INFORMATION THAT IS PROPRIETARY TO MOLEX INCORPORATED AND SHOULD NOT BE USED WITHOUT WRITTEN PERMISSION	