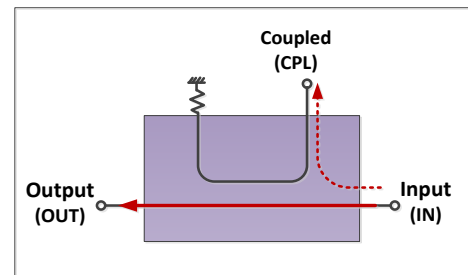




RoHS Compliant

Electrical schematic

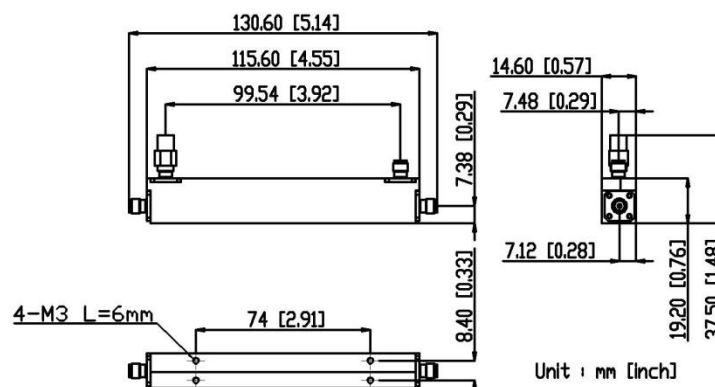


Electrical Specifications

Parameter	Unit	Frequency (GHz)	Min.	Typ.	Max.
Nominal Coupling	dB	0.5 – 8	19	20	21
Coupling Flatness	dB	0.5 – 8		±0.8	±1.2
Directivity	dB	0.5 – 4	24	29	
		4 – 8	21	25	
Main Line VSWR	:1	0.5 – 4		1.10	1.15
		4 – 8		1.20	1.25
Coupled Line VSWR	:1	0.5 – 4		1.10	1.15
		4 – 8		1.20	1.25
Insertion Loss	dB	0.5 – 8		0.6	0.9
Average Power Handling	W	0.5 – 8			20

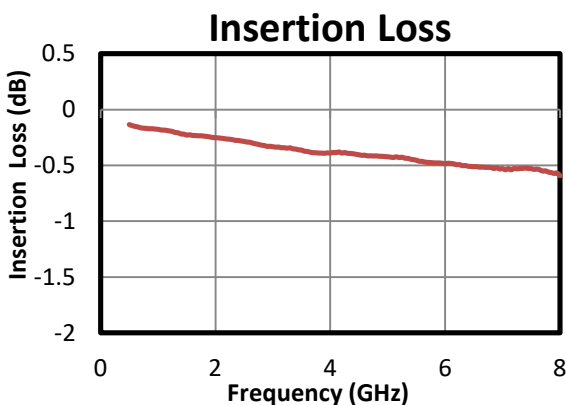
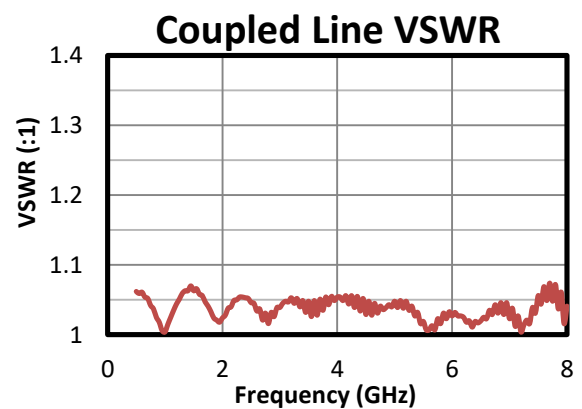
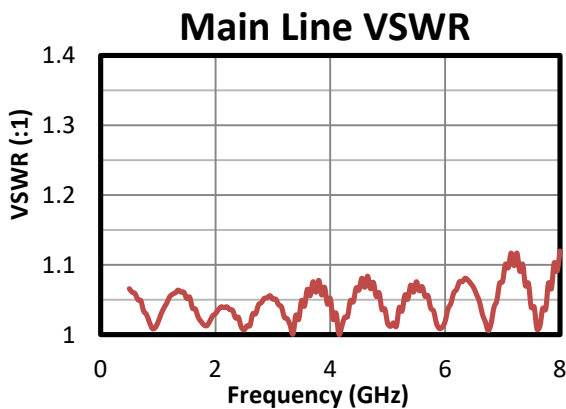
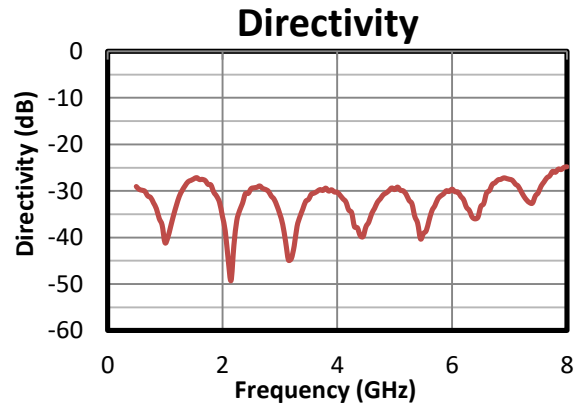
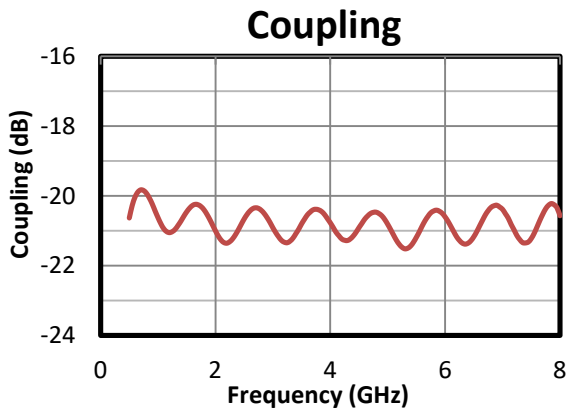
Operated in 50Ω system, 25°C environment.

Outline Drawing



Connectors: SMA Female

Typical Performance



Typical performance S-parameter file: <https://www.amtery.com/en/goods-27>

For each S/N S-parameter file, go to <https://www.amtery.com/en/downloads>

Note: Specifications are subject to change without notice.