

UNLESS OTHERWISE NOTED
 DIMENSIONS ARE IN INCHES
 TOLERANCES ARE:
 ONE PLACE DECIMALS ± .1 [3] THREE PLACE DECIMALS ± .005 [.13]
 TWO PLACE DECIMALS ± .01 [.3] FOUR PLACE DECIMALS ± .0020 [.051]

TITLE:
LOW PROFILE SOCKET STRIP
 ANGLES ± 2°

DWG NO:
SLW-1XX-01-X-X
 SHEET 1 OF 1

CRITICAL DIMENSION INSPECTION TABLE	
ASSEMBLY OPERATION	IN-PROCESS INSPECTION
FILL	C1
ROTARY CUT	C2

SLW-1XX-01-X-X

POSITION SPECIFICATION
 -01 THRU -50 PER ROW
 "A" = NO. OF POS. x .100 [2.54]

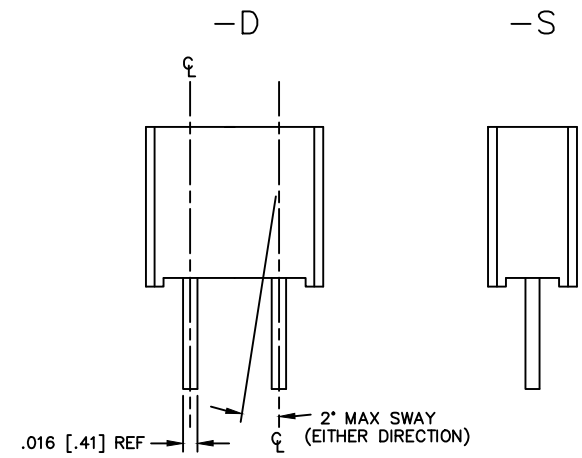
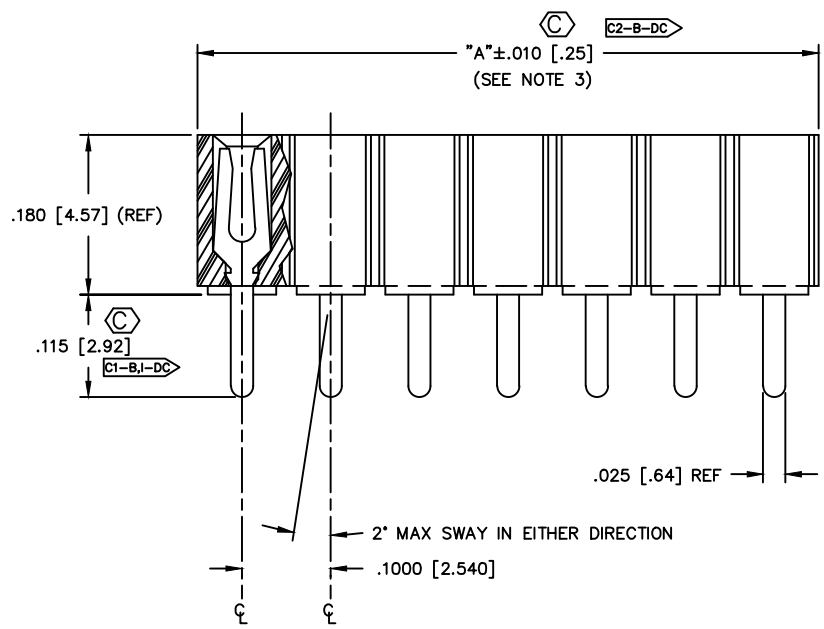
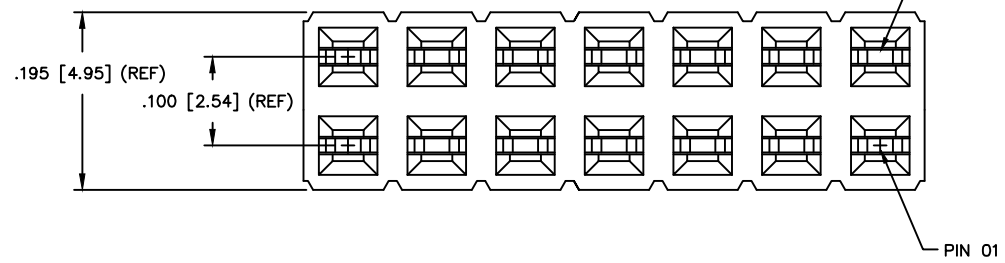
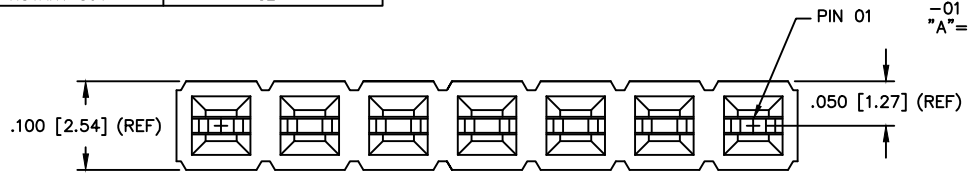
ROW SPECIFICATION
 -D: DOUBLE (USE SLW-50-D)
 -S: SINGLE (USE SLW-50-S)

CONTACT STYLE
 -01: USE C-28-X

PLATING SPECIFICATION
 -G: 20μ" GOLD IN CONTACT AREA, 3μ" GOLD ON TAIL
 -T: MATTE TIN CONTACT AND TAIL
 -S: 30μ" SELECTIVE GOLD IN CONTACT AREA, MATTE TIN ON TAIL
 -F: 3μ" FLASH SELECTIVE GOLD IN CONTACT AREA, MATTE TIN ON TAIL
 -H: 30μ" HEAVY GOLD IN CONTACT AREA, 3μ" GOLD TAIL
 -L: 10μ" LIGHT SELECTIVE GOLD IN CONTACT AREA, MATTE TIN ON TAIL

NOTES:

- MIN PUSHOUT FORCE: 1 lb.
- MAX BOW: .005 in/in [mm/mm], .025 [.64]
- CUT END WALLS TO BE .012 [.30] MIN.
- (C) REPRESENTS CRITICAL DIM.
- FOR STATISTICAL PROCESS CONTROL.
- .010 [.25] MAX CUT FLASH
- NO TUBE PACKAGING REQUIRED



PLOT SCALE: 1=1

Do not scale from this print

PROPRIETARY NOTE
 THIS DOCUMENT CONTAINS INFORMATION CONFIDENTIAL AND PROPRIETARY TO SAMTEC INC. AND SHALL NOT BE REPRODUCED OR TRANSFERRED TO OTHER DOCUMENTS OR DISCLOSED TO OTHERS OR USED FOR ANY PURPOSE OTHER THAN THAT FOR WHICH IT WAS OBTAINED WITHOUT THE EXPRESSED WRITTEN CONSENT OF SAMTEC INC.

samtec		MSC/UMTS SLW-MKT
520 PARK EAST BLVD. NEW ALBANY, INDIANA 47150 PHONE (812) 944-8733 P.O. BOX 1147 CODE 55322		
MADE BY: PURVIS 9-4-87	ENG. APPROVAL: DEM	SLW-1XX-01-X-X
CHECKED BY: McCARTIN		SHEET 1 OF 1