

To our customers,

Old Company Name in Catalogs and Other Documents

On April 1st, 2010, NEC Electronics Corporation merged with Renesas Technology Corporation, and Renesas Electronics Corporation took over all the business of both companies. Therefore, although the old company name remains in this document, it is a valid Renesas Electronics document. We appreciate your understanding.

Renesas Electronics website: <http://www.renesas.com>

April 1st, 2010
Renesas Electronics Corporation

Issued by: Renesas Electronics Corporation (<http://www.renesas.com>)

Send any inquiries to <http://www.renesas.com/inquiry>.

Notice

1. All information included in this document is current as of the date this document is issued. Such information, however, is subject to change without any prior notice. Before purchasing or using any Renesas Electronics products listed herein, please confirm the latest product information with a Renesas Electronics sales office. Also, please pay regular and careful attention to additional and different information to be disclosed by Renesas Electronics such as that disclosed through our website.
2. Renesas Electronics does not assume any liability for infringement of patents, copyrights, or other intellectual property rights of third parties by or arising from the use of Renesas Electronics products or technical information described in this document. No license, express, implied or otherwise, is granted hereby under any patents, copyrights or other intellectual property rights of Renesas Electronics or others.
3. You should not alter, modify, copy, or otherwise misappropriate any Renesas Electronics product, whether in whole or in part.
4. Descriptions of circuits, software and other related information in this document are provided only to illustrate the operation of semiconductor products and application examples. You are fully responsible for the incorporation of these circuits, software, and information in the design of your equipment. Renesas Electronics assumes no responsibility for any losses incurred by you or third parties arising from the use of these circuits, software, or information.
5. When exporting the products or technology described in this document, you should comply with the applicable export control laws and regulations and follow the procedures required by such laws and regulations. You should not use Renesas Electronics products or the technology described in this document for any purpose relating to military applications or use by the military, including but not limited to the development of weapons of mass destruction. Renesas Electronics products and technology may not be used for or incorporated into any products or systems whose manufacture, use, or sale is prohibited under any applicable domestic or foreign laws or regulations.
6. Renesas Electronics has used reasonable care in preparing the information included in this document, but Renesas Electronics does not warrant that such information is error free. Renesas Electronics assumes no liability whatsoever for any damages incurred by you resulting from errors in or omissions from the information included herein.
7. Renesas Electronics products are classified according to the following three quality grades: “Standard”, “High Quality”, and “Specific”. The recommended applications for each Renesas Electronics product depends on the product’s quality grade, as indicated below. You must check the quality grade of each Renesas Electronics product before using it in a particular application. You may not use any Renesas Electronics product for any application categorized as “Specific” without the prior written consent of Renesas Electronics. Further, you may not use any Renesas Electronics product for any application for which it is not intended without the prior written consent of Renesas Electronics. Renesas Electronics shall not be in any way liable for any damages or losses incurred by you or third parties arising from the use of any Renesas Electronics product for an application categorized as “Specific” or for which the product is not intended where you have failed to obtain the prior written consent of Renesas Electronics. The quality grade of each Renesas Electronics product is “Standard” unless otherwise expressly specified in a Renesas Electronics data sheets or data books, etc.
 - “Standard”: Computers; office equipment; communications equipment; test and measurement equipment; audio and visual equipment; home electronic appliances; machine tools; personal electronic equipment; and industrial robots.
 - “High Quality”: Transportation equipment (automobiles, trains, ships, etc.); traffic control systems; anti-disaster systems; anti-crime systems; safety equipment; and medical equipment not specifically designed for life support.
 - “Specific”: Aircraft; aerospace equipment; submersible repeaters; nuclear reactor control systems; medical equipment or systems for life support (e.g. artificial life support devices or systems), surgical implantations, or healthcare intervention (e.g. excision, etc.), and any other applications or purposes that pose a direct threat to human life.
8. You should use the Renesas Electronics products described in this document within the range specified by Renesas Electronics, especially with respect to the maximum rating, operating supply voltage range, movement power voltage range, heat radiation characteristics, installation and other product characteristics. Renesas Electronics shall have no liability for malfunctions or damages arising out of the use of Renesas Electronics products beyond such specified ranges.
9. Although Renesas Electronics endeavors to improve the quality and reliability of its products, semiconductor products have specific characteristics such as the occurrence of failure at a certain rate and malfunctions under certain use conditions. Further, Renesas Electronics products are not subject to radiation resistance design. Please be sure to implement safety measures to guard them against the possibility of physical injury, and injury or damage caused by fire in the event of the failure of a Renesas Electronics product, such as safety design for hardware and software including but not limited to redundancy, fire control and malfunction prevention, appropriate treatment for aging degradation or any other appropriate measures. Because the evaluation of microcomputer software alone is very difficult, please evaluate the safety of the final products or system manufactured by you.
10. Please contact a Renesas Electronics sales office for details as to environmental matters such as the environmental compatibility of each Renesas Electronics product. Please use Renesas Electronics products in compliance with all applicable laws and regulations that regulate the inclusion or use of controlled substances, including without limitation, the EU RoHS Directive. Renesas Electronics assumes no liability for damages or losses occurring as a result of your noncompliance with applicable laws and regulations.
11. This document may not be reproduced or duplicated, in any form, in whole or in part, without prior written consent of Renesas Electronics.
12. Please contact a Renesas Electronics sales office if you have any questions regarding the information contained in this document or Renesas Electronics products, or if you have any other inquiries.

(Note 1) “Renesas Electronics” as used in this document means Renesas Electronics Corporation and also includes its majority-owned subsidiaries.

(Note 2) “Renesas Electronics product(s)” means any product developed or manufactured by or for Renesas Electronics.

2SC5773

Silicon NPN Epitaxial
UHF / VHF wide band amplifier

REJ03G0756-0300

Rev.3.00

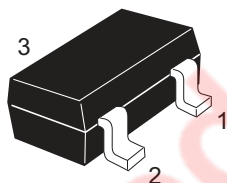
May 09, 2006

Features

- High gain bandwidth product
 $f_T = 10.8$ GHz typ.
- High power gain and low noise figure ;
PG = 11.9 dB typ., NF = 1.1 dB typ. at $f = 900$ MHz

Outline

RENESAS Package code: PLSP0003ZB-A
(Package name: MPAK)



1. Emitter
2. Base
3. Collector

Note: Marking is "JR-".

Absolute Maximum Ratings

($T_a = 25^\circ\text{C}$)

Item	Symbol	Ratings	Unit
Collector to base voltage	V_{CBO}	15	V
Collector to emitter voltage	V_{CEO}	6	V
Emitter to base voltage	V_{EBO}	1.5	V
Collector current	I_C	80	mA
Collector power dissipation	P_C	700*	mW
Junction temperature	T_j	150	$^\circ\text{C}$
Storage temperature	T_{stg}	-55 to +150	$^\circ\text{C}$

* When using aluminum ceramic board (25 x 60 x 0.7 mm)

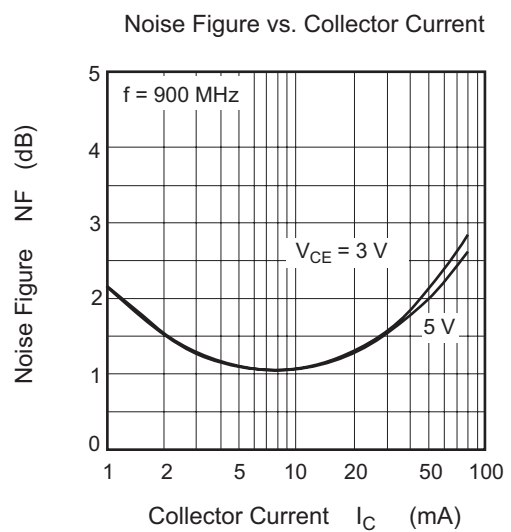
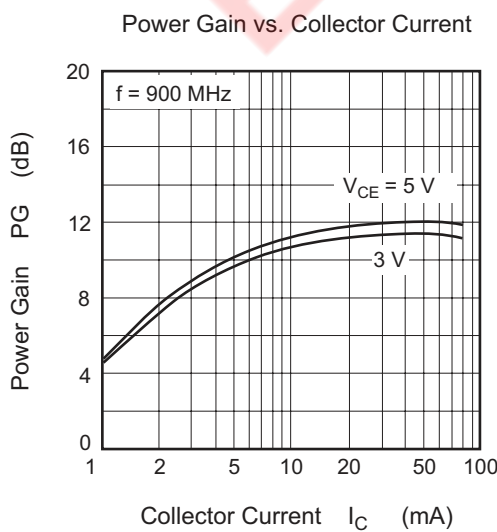
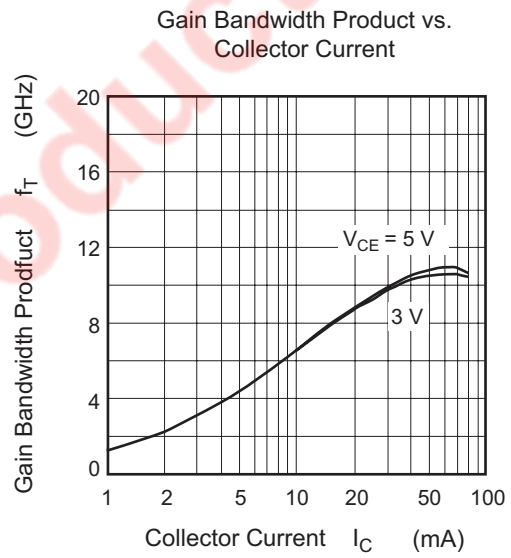
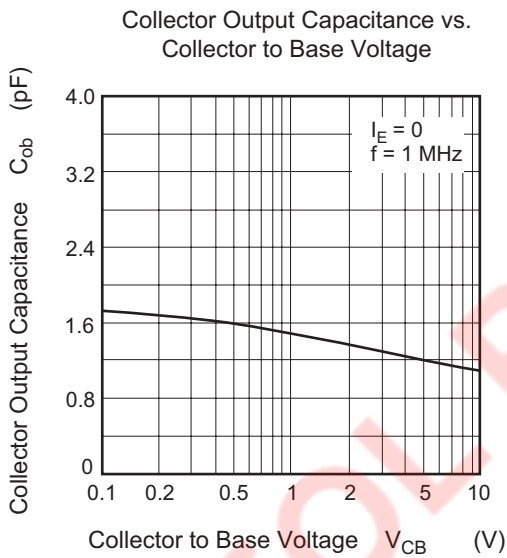
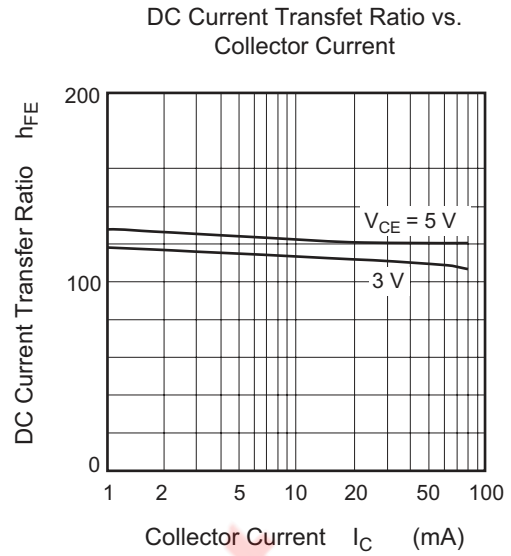
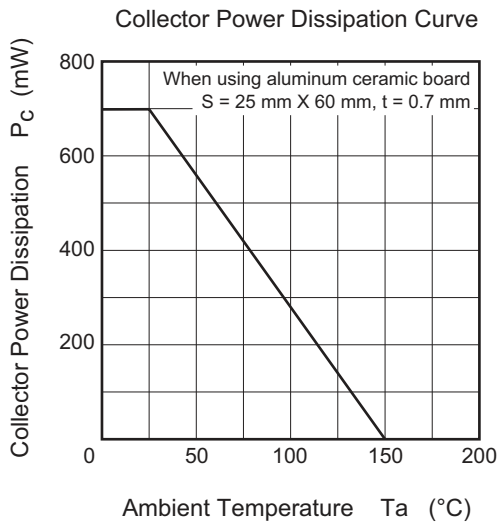
This data sheet contains tentative specification for new product development. It may partially be subject to change without notice.

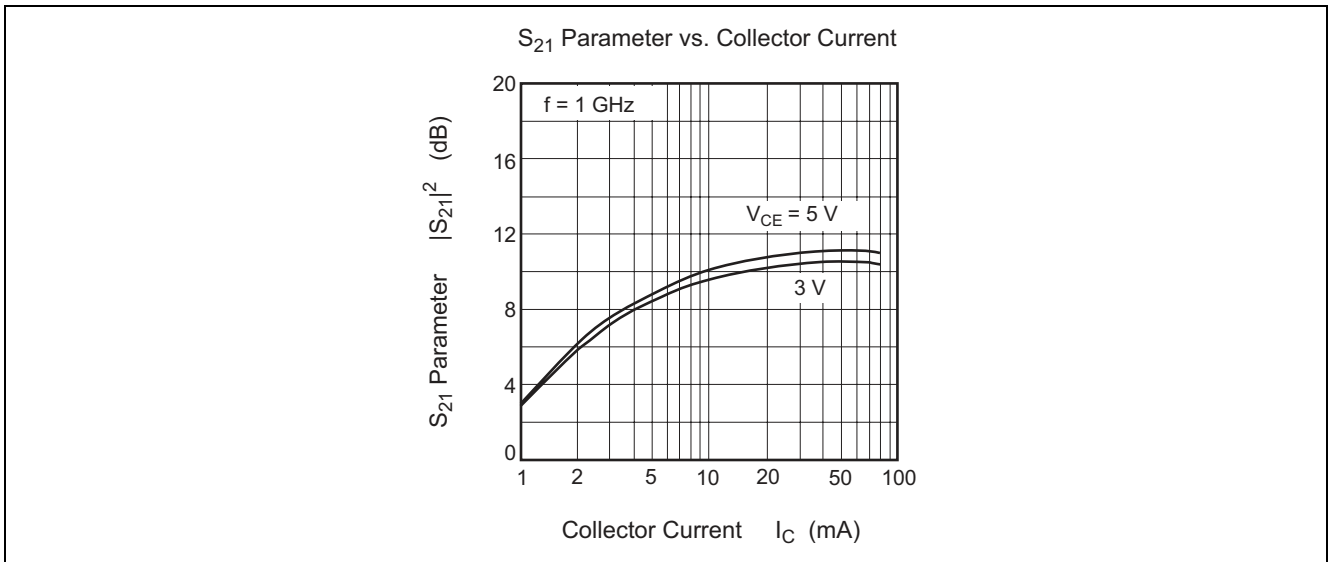
Electrical Characteristics

(Ta = 25°C)

Item	Symbol	Min	Typ	Max	Unit	Test Conditions
Collector to base breakdown voltage	$V_{(BR)CBO}$	15	—	—	V	$I_C = 10 \mu\text{A}, I_E = 0$
Collector cutoff current	I_{CBO}	—	—	1	μA	$V_{CB} = 12 \text{ V}, I_E = 0$
Collector cutoff current	I_{CEO}	—	—	1	mA	$V_{CE} = 6 \text{ V}, R_{BE} = \infty$
Emitter cutoff current	I_{EBO}	—	—	10	μA	$V_{EB} = 1.5 \text{ V}, I_C = 0$
DC current transfer ratio	h_{FE}	80	120	160		$V_{CE} = 5 \text{ V}, I_C = 50 \text{ mA}$
Collector output capacitance	C_{ob}	—	1.25	1.8	pF	$V_{CB} = 5 \text{ V}, I_E = 0$ $f = 1 \text{ MHz}$
Reverse transfer capacitance	C_{re}	—	0.98	—	pF	$V_{CB} = 5 \text{ V}, I_E = 0$ $f = 1 \text{ MHz}$
Gain bandwidth product	f_T	8	10.8	—	GHz	$V_{CE} = 5 \text{ V}, I_C = 50 \text{ mA}$ $f = 1 \text{ GHz}$
S_{21} parameter	$ S_{21} ^2$	—	11	—	dB	$V_{CE} = 5 \text{ V}, I_C = 50 \text{ mA}$ $f = 1 \text{ GHz}$
Power gain	PG	9	11.9	—	dB	$V_{CE} = 5 \text{ V}, I_C = 50 \text{ mA}$ $f = 900 \text{ MHz}$
Noise figure	NF	—	1.1	1.9	dB	$V_{CE} = 5 \text{ V}, I_C = 5 \text{ mA}$ $f = 900 \text{ MHz}$

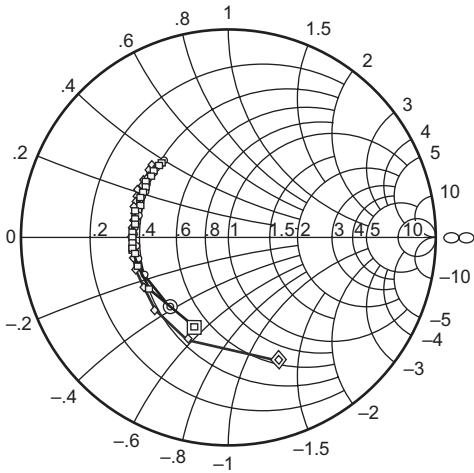
Main Characteristics





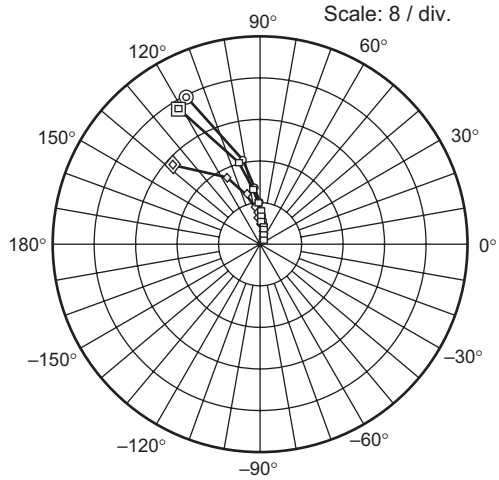
EOL Product

S11 Parameter vs. Frequency



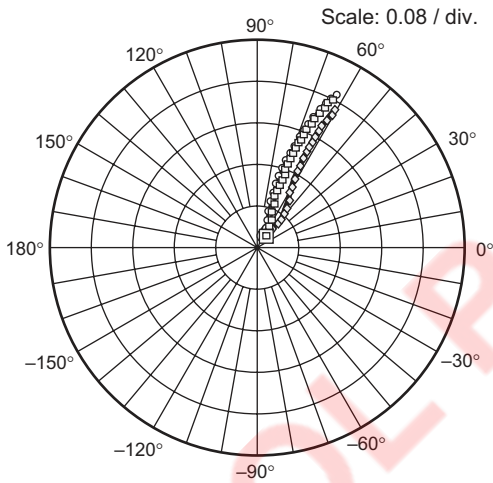
Condition: $V_{CE} = 3\text{ V}$, $Z_o = 50\ \Omega$
 100 to 2000 MHz (100 MHz Step)
 ○ ($I_C = 50\text{ mA}$)
 □ ($I_C = 30\text{ mA}$)
 ◇ ($I_C = 10\text{ mA}$)

S21 Parameter vs. Frequency



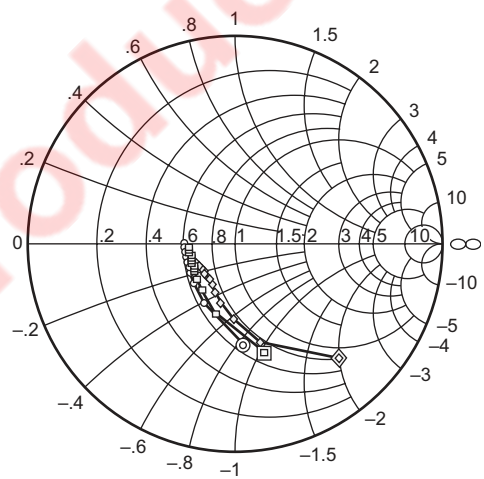
Condition: $V_{CE} = 3\text{ V}$, $Z_o = 50\ \Omega$
 100 to 2000 MHz (100 MHz Step)
 ○ ($I_C = 50\text{ mA}$)
 □ ($I_C = 30\text{ mA}$)
 ◇ ($I_C = 10\text{ mA}$)

S12 Parameter vs. Frequency



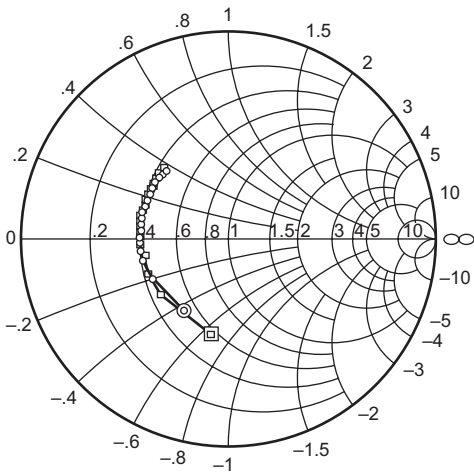
Condition: $V_{CE} = 3\text{ V}$, $Z_o = 50\ \Omega$
 100 to 2000 MHz (100 MHz Step)
 ○ ($I_C = 50\text{ mA}$)
 □ ($I_C = 30\text{ mA}$)
 ◇ ($I_C = 10\text{ mA}$)

S22 Parameter vs. Frequency



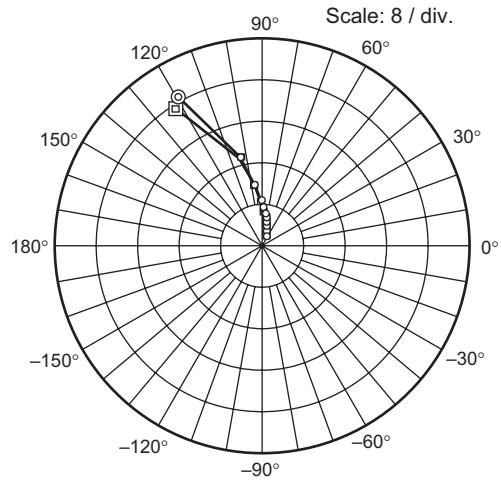
Condition: $V_{CE} = 3\text{ V}$, $Z_o = 50\ \Omega$
 100 to 2000 MHz (100 MHz Step)
 ○ ($I_C = 50\text{ mA}$)
 □ ($I_C = 30\text{ mA}$)
 ◇ ($I_C = 10\text{ mA}$)

S11 Parameter vs. Frequency



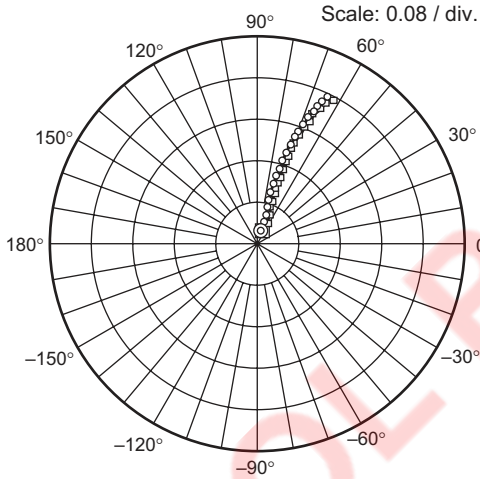
Condition: $V_{CE} = 5\text{ V}$, $Z_o = 50\ \Omega$
 100 to 2000 MHz (100 MHz Step)
 ○ ($I_C = 50\text{ mA}$)
 □ ($I_C = 30\text{ mA}$)

S21 Parameter vs. Frequency



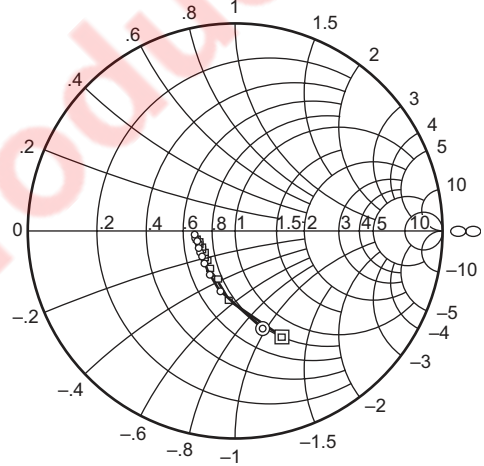
Condition: $V_{CE} = 5\text{ V}$, $Z_o = 50\ \Omega$
 100 to 2000 MHz (100 MHz Step)
 ○ ($I_C = 50\text{ mA}$)
 □ ($I_C = 30\text{ mA}$)

S12 Parameter vs. Frequency



Condition: $V_{CE} = 5\text{ V}$, $Z_o = 50\ \Omega$
 100 to 2000 MHz (100 MHz Step)
 ○ ($I_C = 50\text{ mA}$)
 □ ($I_C = 30\text{ mA}$)

S22 Parameter vs. Frequency



Condition: $V_{CE} = 5\text{ V}$, $Z_o = 50\ \Omega$
 100 to 2000 MHz (100 MHz Step)
 ○ ($I_C = 50\text{ mA}$)
 □ ($I_C = 30\text{ mA}$)

Sparameter

(V_{CE} = 3 V, I_C = 10 mA, Z_o = 50 Ω)

f (MHz)	S11		S21		S12		S22	
	MAG	ANG	MAG	ANG	MAG	ANG	MAG	ANG
100	0.643	-68.8	21.09	137.1	0.042	60.3	0.740	-47.5
200	0.532	-112.2	13.52	114.6	0.061	51.4	0.487	-74.5
300	0.496	-135.9	9.42	103.2	0.073	51.7	0.355	-90.4
400	0.475	-150.6	7.19	96.2	0.085	53.9	0.288	-100.9
500	0.471	-160.9	5.80	91.1	0.097	56.1	0.250	-109.7
600	0.468	-168.0	4.88	87.0	0.109	57.8	0.225	-116.6
700	0.468	-174.7	4.21	83.2	0.121	59.5	0.210	-122.2
800	0.464	179.4	3.71	79.9	0.134	60.8	0.199	-126.8
900	0.467	174.7	3.30	77.0	0.148	61.7	0.193	-131.1
1000	0.465	169.9	3.00	74.1	0.161	62.2	0.187	-134.2
1100	0.468	166.5	2.75	71.6	0.174	62.5	0.185	-137.4
1200	0.477	162.7	2.55	69.1	0.188	62.9	0.184	-139.9
1300	0.478	159.2	2.38	66.6	0.201	62.7	0.182	-142.2
1400	0.479	155.7	2.23	64.4	0.215	62.7	0.182	-144.0
1500	0.483	152.8	2.10	62.2	0.227	62.8	0.183	-146.1
1600	0.486	149.7	1.98	59.9	0.242	62.4	0.185	-147.5
1700	0.490	146.0	1.89	58.0	0.255	62.2	0.186	-149.0
1800	0.489	143.6	1.80	55.9	0.268	61.8	0.187	-150.8
1900	0.492	140.7	1.73	54.1	0.281	61.3	0.190	-152.1
2000	0.497	137.9	1.67	51.9	0.292	60.8	0.192	-152.9

(V_{CE} = 3 V, I_C = 30 mA, Z_o = 50 Ω)

f (MHz)	S11		S21		S12		S22	
	MAG	ANG	MAG	ANG	MAG	ANG	MAG	ANG
100	0.449	-112.7	29.89	120.9	0.029	59.9	0.534	-74.7
200	0.445	-148.0	16.17	103.3	0.044	62.6	0.336	-106.4
300	0.449	-163.2	10.77	95.7	0.059	66.4	0.269	-124.9
400	0.456	-171.8	8.08	90.8	0.075	68.8	0.242	-136.3
500	0.454	-178.9	6.47	87.2	0.092	70.0	0.230	-144.6
600	0.451	176.4	5.42	83.9	0.108	71.0	0.223	-150.6
700	0.455	171.6	4.65	81.1	0.124	71.0	0.219	-155.1
800	0.458	167.4	4.09	78.4	0.141	70.9	0.216	-158.9
900	0.462	163.5	3.65	76.0	0.158	70.6	0.216	-161.6
1000	0.455	160.3	3.32	73.5	0.173	70.1	0.214	-164.2
1100	0.463	156.4	3.02	71.6	0.190	69.7	0.215	-166.5
1200	0.469	153.6	2.80	69.1	0.205	69.0	0.215	-168.1
1300	0.465	150.9	2.61	67.3	0.220	68.1	0.214	-170.0
1400	0.471	147.1	2.45	65.3	0.236	67.6	0.216	-171.3
1500	0.477	144.9	2.30	63.3	0.251	66.8	0.216	-172.5
1600	0.477	142.5	2.17	61.2	0.268	66.0	0.217	-173.9
1700	0.473	138.9	2.08	59.5	0.282	65.2	0.218	-174.8
1800	0.483	136.9	1.98	57.7	0.296	64.0	0.219	-175.5
1900	0.479	133.8	1.90	55.9	0.311	63.3	0.220	-176.5
2000	0.482	131.3	1.84	53.8	0.322	62.3	0.220	-177.2

(V_{CE} = 3 V, I_C = 50 mA, Z_o = 50 Ω)

f (MHz)	S11		S21		S12		S22	
	MAG	ANG	MAG	ANG	MAG	ANG	MAG	ANG
100	0.421	-130.8	31.68	116.2	0.025	62.9	0.468	-84.7
200	0.437	-159.1	16.57	100.7	0.040	67.3	0.308	-117.4
300	0.448	-169.5	10.94	93.9	0.058	71.0	0.261	-135.2
400	0.449	-177.1	8.18	89.5	0.075	72.9	0.243	-145.5
500	0.461	177.1	6.57	86.2	0.092	73.4	0.236	-152.5
600	0.455	173.0	5.48	83.2	0.109	73.7	0.232	-158.0
700	0.459	168.3	4.71	80.5	0.126	73.5	0.230	-161.8
800	0.463	164.8	4.15	78.1	0.143	73.0	0.229	-164.9
900	0.465	161.9	3.68	75.9	0.161	72.6	0.229	-167.4
1000	0.464	158.2	3.35	73.3	0.177	71.9	0.228	-169.6
1100	0.467	154.9	3.07	71.3	0.193	70.8	0.229	-171.7
1200	0.468	152.0	2.83	69.3	0.210	70.2	0.229	-173.2
1300	0.467	148.7	2.64	67.2	0.225	69.0	0.229	-174.7
1400	0.475	145.2	2.47	65.2	0.241	68.4	0.230	-175.7
1500	0.477	143.4	2.33	63.5	0.257	67.5	0.230	-177.1
1600	0.482	141.3	2.20	61.4	0.273	66.5	0.231	-178.2
1700	0.480	137.3	2.11	59.7	0.288	65.6	0.232	-179.0
1800	0.485	135.5	2.01	57.8	0.303	64.6	0.232	-179.9
1900	0.481	132.8	1.92	56.1	0.318	63.7	0.234	179.0
2000	0.484	129.6	1.85	54.4	0.330	62.6	0.232	178.6

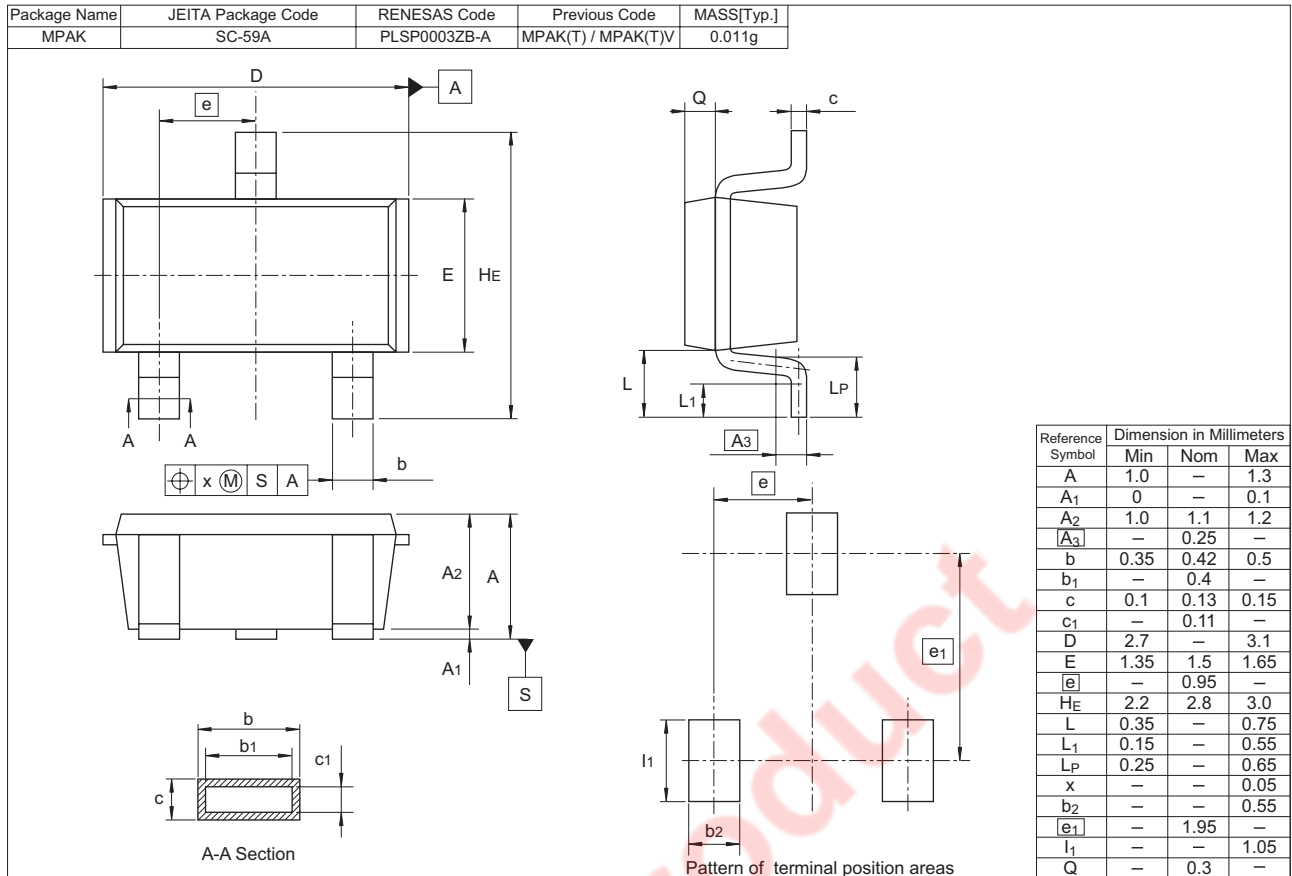
(V_{CE} = 5 V, I_C = 30 mA, Z_o = 50 Ω)

f (MHz)	S11		S21		S12		S22	
	MAG	ANG	MAG	ANG	MAG	ANG	MAG	ANG
100	0.447	-102.8	31.04	123.3	0.028	60.6	0.552	-66.3
200	0.419	-142.1	17.16	105.0	0.042	62.5	0.333	-94.7
300	0.416	-158.2	11.49	96.8	0.057	66.4	0.250	-112.0
400	0.414	-168.7	8.63	91.7	0.072	69.2	0.214	-123.3
500	0.421	-176.4	6.92	88.0	0.088	70.2	0.196	-132.1
600	0.419	178.3	5.79	84.8	0.103	70.9	0.185	-138.6
700	0.418	173.3	4.98	81.8	0.119	70.9	0.179	-144.0
800	0.426	168.4	4.37	79.3	0.135	70.9	0.174	-148.5
900	0.425	165.9	3.89	76.6	0.151	70.7	0.173	-151.8
1000	0.423	161.7	3.53	74.2	0.166	70.5	0.171	-154.9
1100	0.428	157.9	3.23	72.1	0.181	69.8	0.171	-157.2
1200	0.432	154.3	2.98	70.0	0.196	69.3	0.171	-159.2
1300	0.429	151.6	2.79	67.9	0.211	68.4	0.170	-161.5
1400	0.436	148.6	2.60	66.1	0.226	67.9	0.171	-162.7
1500	0.437	145.5	2.45	64.1	0.240	67.0	0.172	-163.9
1600	0.447	143.3	2.31	61.9	0.256	66.3	0.173	-165.5
1700	0.445	140.2	2.20	60.1	0.270	65.8	0.174	-166.5
1800	0.450	137.2	2.09	58.5	0.283	64.5	0.174	-167.8
1900	0.447	134.6	2.01	56.3	0.298	63.8	0.177	-168.6
2000	0.453	131.5	1.94	54.7	0.309	62.8	0.177	-169.4

(V_{CE} = 5 V, I_C = 50 mA, Z_o = 50 Ω)

f (MHz)	S11		S21		S12		S22	
	MAG	ANG	MAG	ANG	MAG	ANG	MAG	ANG
100	0.402	-120.1	33.23	118.6	0.024	63.7	0.485	-74.9
200	0.406	-152.6	17.68	102.1	0.039	67.2	0.296	-104.7
300	0.414	-166.1	11.71	95.0	0.055	70.7	0.233	-122.4
400	0.413	-174.2	8.78	90.4	0.072	72.4	0.207	-133.6
500	0.417	179.5	7.03	87.0	0.088	73.0	0.195	-141.7
600	0.419	174.7	5.88	84.0	0.104	73.5	0.188	-147.9
700	0.419	169.9	5.05	81.3	0.121	73.2	0.185	-152.6
800	0.423	166.2	4.44	78.7	0.137	72.7	0.182	-156.4
900	0.427	161.6	3.94	76.4	0.154	72.3	0.182	-159.3
1000	0.423	158.2	3.58	73.9	0.169	71.6	0.180	-161.8
1100	0.428	154.7	3.27	71.9	0.185	70.9	0.181	-164.2
1200	0.428	152.5	3.02	70.0	0.201	70.4	0.181	-165.9
1300	0.435	148.6	2.82	67.8	0.216	69.3	0.181	-167.5
1400	0.434	145.2	2.65	65.9	0.231	68.8	0.182	-168.9
1500	0.443	143.0	2.48	64.2	0.246	67.8	0.182	-170.1
1600	0.447	140.4	2.35	62.1	0.262	66.9	0.184	-171.4
1700	0.444	137.3	2.24	60.4	0.275	65.9	0.185	-172.2
1800	0.451	134.1	2.13	58.6	0.290	64.9	0.186	-173.5
1900	0.445	132.1	2.05	56.7	0.304	64.2	0.187	-174.2
2000	0.454	129.3	1.96	54.9	0.316	63.0	0.187	-174.7

Package Dimensions



Ordering Information

Part Name	Quantity	Shipping Container
2SC5773JR-TL-E	3000	φ 178 mm Reel, 8 mm Emboss Taping

Note: For some grades, production may be terminated. Please contact the Renesas sales office to check the state of production before ordering the product.

Keep safety first in your circuit designs!

1. Renesas Technology Corp. puts the maximum effort into making semiconductor products better and more reliable, but there is always the possibility that trouble may occur with them. Trouble with semiconductors may lead to personal injury, fire or property damage.
Remember to give due consideration to safety when making your circuit designs, with appropriate measures such as (i) placement of substitutive, auxiliary circuits, (ii) use of nonflammable material or (iii) prevention against any malfunction or mishap.

Notes regarding these materials

1. These materials are intended as a reference to assist our customers in the selection of the Renesas Technology Corp. product best suited to the customer's application; they do not convey any license under any intellectual property rights, or any other rights, belonging to Renesas Technology Corp. or a third party.
 2. Renesas Technology Corp. assumes no responsibility for any damage, or infringement of any third-party's rights, originating in the use of any product data, diagrams, charts, programs, algorithms, or circuit application examples contained in these materials.
 3. All information contained in these materials, including product data, diagrams, charts, programs and algorithms represents information on products at the time of publication of these materials, and are subject to change by Renesas Technology Corp. without notice due to product improvements or other reasons. It is therefore recommended that customers contact Renesas Technology Corp. or an authorized Renesas Technology Corp. product distributor for the latest product information before purchasing a product listed herein.
The information described here may contain technical inaccuracies or typographical errors.
Renesas Technology Corp. assumes no responsibility for any damage, liability, or other loss rising from these inaccuracies or errors.
Please also pay attention to information published by Renesas Technology Corp. by various means, including the Renesas Technology Corp. Semiconductor home page (<http://www.renesas.com>).
 4. When using any or all of the information contained in these materials, including product data, diagrams, charts, programs, and algorithms, please be sure to evaluate all information as a total system before making a final decision on the applicability of the information and products. Renesas Technology Corp. assumes no responsibility for any damage, liability or other loss resulting from the information contained herein.
 5. Renesas Technology Corp. semiconductors are not designed or manufactured for use in a device or system that is used under circumstances in which human life is potentially at stake. Please contact Renesas Technology Corp. or an authorized Renesas Technology Corp. product distributor when considering the use of a product contained herein for any specific purposes, such as apparatus or systems for transportation, vehicular, medical, aerospace, nuclear, or undersea repeater use.
 6. The prior written approval of Renesas Technology Corp. is necessary to reprint or reproduce in whole or in part these materials.
 7. If these products or technologies are subject to the Japanese export control restrictions, they must be exported under a license from the Japanese government and cannot be imported into a country other than the approved destination.
Any diversion or reexport contrary to the export control laws and regulations of Japan and/or the country of destination is prohibited.
 8. Please contact Renesas Technology Corp. for further details on these materials or the products contained therein.
-



RENESAS SALES OFFICES

<http://www.renesas.com>

Refer to "<http://www.renesas.com/en/network>" for the latest and detailed information.

Renesas Technology America, Inc.

450 Holger Way, San Jose, CA 95134-1368, U.S.A
Tel: <1> (408) 382-7500, Fax: <1> (408) 382-7501

Renesas Technology Europe Limited

Dukes Meadow, Millboard Road, Bourne End, Buckinghamshire, SL8 5FH, U.K.
Tel: <44> (1628) 585-100, Fax: <44> (1628) 585-900

Renesas Technology (Shanghai) Co., Ltd.

Unit 204, 205, AZIAcenter, No.1233 Lujiazui Ring Rd, Pudong District, Shanghai, China 200120
Tel: <86> (21) 5877-1818, Fax: <86> (21) 6887-7898

Renesas Technology Hong Kong Ltd.

7th Floor, North Tower, World Finance Centre, Harbour City, 1 Canton Road, Tsimshatsui, Kowloon, Hong Kong
Tel: <852> 2265-6688, Fax: <852> 2730-6071

Renesas Technology Taiwan Co., Ltd.

10th Floor, No.99, Fushing North Road, Taipei, Taiwan
Tel: <886> (2) 2715-2888, Fax: <886> (2) 2713-2999

Renesas Technology Singapore Pte. Ltd.

1 Harbour Front Avenue, #06-10, Keppel Bay Tower, Singapore 098632
Tel: <65> 6213-0200, Fax: <65> 6278-8001

Renesas Technology Korea Co., Ltd.

Kukje Center Bldg. 18th Fl., 191, 2-ka, Hangang-ro, Yongsan-ku, Seoul 140-702, Korea
Tel: <82> (2) 796-3115, Fax: <82> (2) 796-2145

Renesas Technology Malaysia Sdn. Bhd

Unit 906, Block B, Menara Amcorp, Amcorp Trade Centre, No.18, Jalan Persiaran Barat, 46050 Petaling Jaya, Selangor Darul Ehsan, Malaysia
Tel: <603> 7955-9390, Fax: <603> 7955-9510