

## RF CHARACTERISTICS

Frequency range : **0 - 3 GHz**  
 Impedance : **50 Ohms**

Frequency (GHz)	<b>DC - 3</b>
VSWR max	<b>1.20</b>
Insertion loss max	<b>0.20 dB</b>
Isolation min	<b>80 dB</b>
Average power (*)	<b>240 W</b>

## ELECTRICAL CHARACTERISTICS

Actuator : **NORMALLY OPEN**  
 Nominal current \*\* : **250 mA**  
 Actuator voltage (Vcc) : **12V (10.2 to 13V) / NEGATIVE COMMON**  
 Terminals : **solder pins (250°C max. / 30 sec.)**

## MECHANICAL CHARACTERISTICS

Connectors : **SMA female per MIL-C 39012**  
 Life : **2 million cycles**  
 Switching Time\*\*\* : **< 10 ms**  
 Construction : **Splashproof**  
 Weight : **< 100 g**

## ENVIRONMENTAL CHARACTERISTICS

Operating temperature range : **-40°C to +85°C**  
 Storage temperature range : **-55°C to +85°C**

(\* Average power at 25°C per RF Path)

(\*\* At 25° C ±10%)

(\*\*\* Nominal voltage ; 25° C)



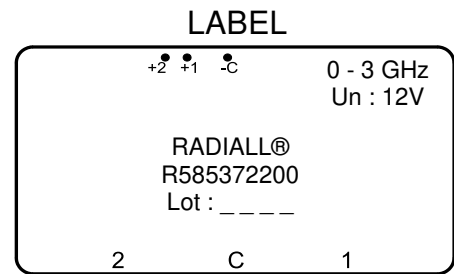
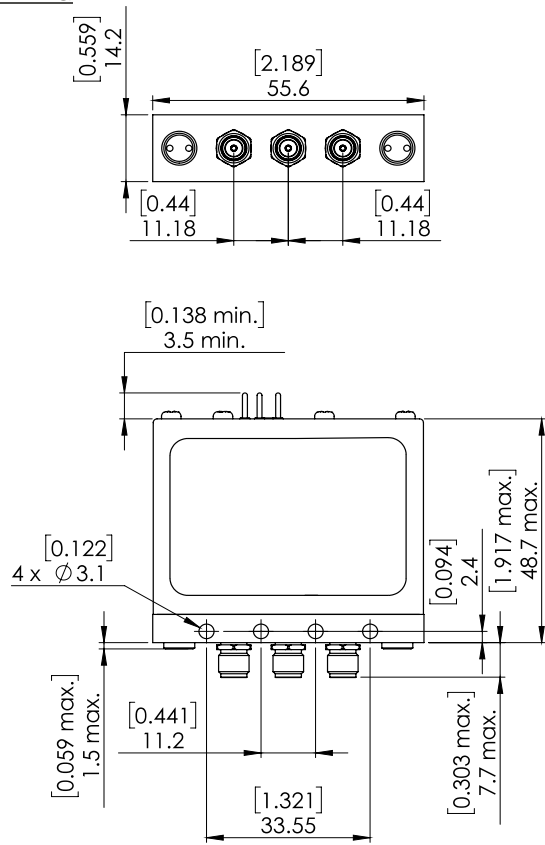
PAGE 2/2

ISSUE 09-03-21

SERIE : SPDT ZC

PART NUMBER : R585372200

**DRAWING**

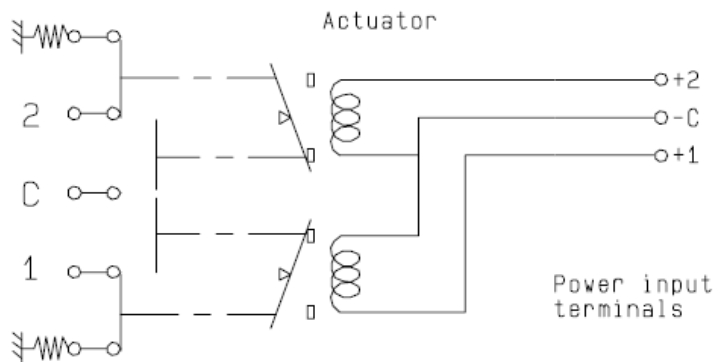


General tolerances : ±0,5 mm [0,02 in]

**SCHEMATIC DIAGRAM**

RF input

50Ω Termination



50Ω Termination

Voltage	RF Continuity
-C +1	C↔1 / 2↔50Ω
-C +2	C↔2 / 1↔50Ω
De-energized	1↔50Ω / 2↔50Ω