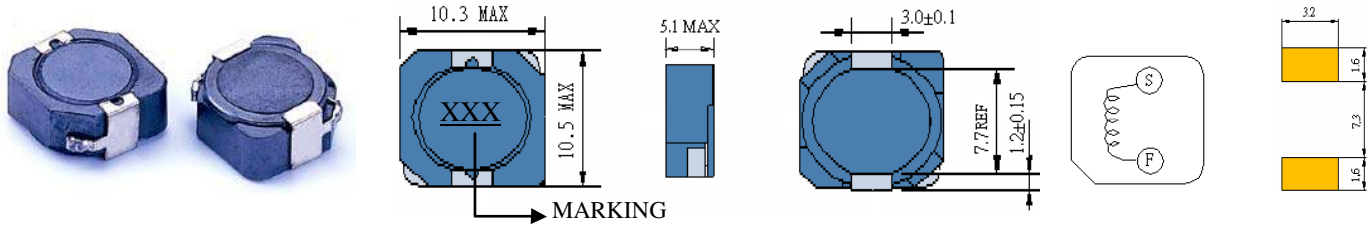


SCRH105R

SMD POWER INDUCTORS



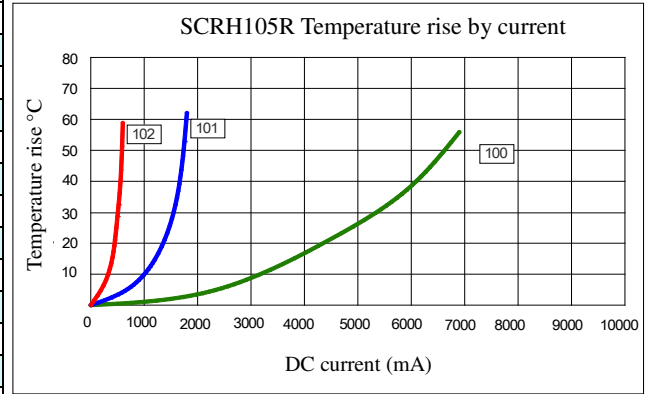
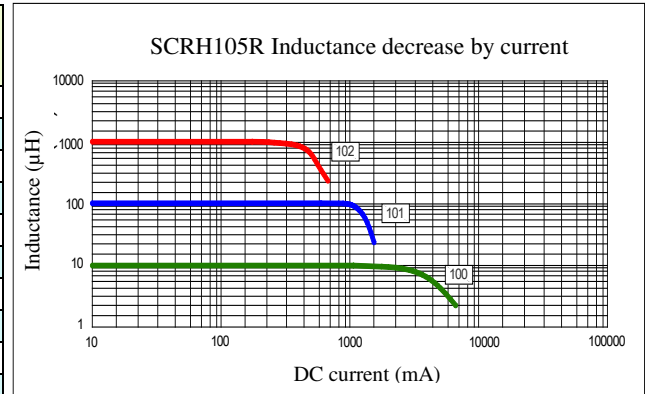
• Features

1. Magnetically shielded construction
2. Excellent Power Density
3. Engineered to Provide High Efficiency

CHARACTERISTICS



Part Number	Inductance (uH) (1)	Test Frequency	DC Resistance (Ω MAX) (2)	Saturation Current ⁽³⁾ (A)	Temperature Current ⁽⁴⁾ (A)
SCRH105R-100	10	100KHZ	26m	3.45	4.50
SCRH105R-120	12	100KHZ	33m	3.40	4.27
SCRH105R-150	15	100KHZ	41m	2.83	4.00
SCRH105R-180	18	100KHZ	46m	2.62	3.80
SCRH105R-220	22	100KHZ	61m	2.44	3.40
SCRH105R-270	27	100KHZ	69m	2.24	3.00
SCRH105R-330	33	100KHZ	84m	1.88	2.70
SCRH105R-390	39	100KHZ	106m	1.70	2.43
SCRH105R-470	47	100KHZ	130m	1.56	2.10
SCRH105R-560	56	100KHZ	149m	1.39	1.90
SCRH105R-680	68	100KHZ	201m	1.36	1.65
SCRH105R-820	82	100KHZ	227m	1.20	1.50
SCRH105R-101	100	100KHZ	253m	1.09	1.42
SCRH105R-121	120	100KHZ	303m	1.00	1.34
SCRH105R-151	150	100KHZ	370m	0.91	1.27
SCRH105R-181	180	100KHZ	419m	0.84	1.20
SCRH105R-221	220	100KHZ	500m	0.75	1.08
SCRH105R-271	270	100KHZ	672m	0.68	0.97
SCRH105R-331	330	100KHZ	812m	0.60	0.87
SCRH105R-391	390	100KHZ	953m	0.57	0.78
SCRH105R-471	470	100KHZ	1.28	0.50	0.70
SCRH105R-561	560	100KHZ	1.43	0.47	0.63
SCRH105R-681	680	100KHZ	1.60	0.43	0.56
SCRH105R-821	820	100KHZ	1.75	0.39	0.50
SCRH105R-102	1000	100KHZ	1.99	0.35	0.45



- (1). Inductance tolerance $\pm 30\%$ tested at 0.25V, 0ADC and 25°C
- (2). DCR measured at 25°C.
- (3). The DC current at which the inductance decreases by 35% from its initial value.
- (4). The DC current that results in a 40°C temperature rise from 25°C ambient.

[Click here for QUANTITY PER REEL & PACKING INFORMATION](#)

Custom versions available upon request.

© 2019 Signal Transformer – Specification subject to change without notice. 12.19



belfuse.com/signal

128 Atlantic Avenue, Lynbrook, NY 11563
Toll Free 866-239-5777 • Tel 516-239-5777 • Fax 516-239-7208
Sales@signaltransformer.com • techhelp@signaltransformer.com