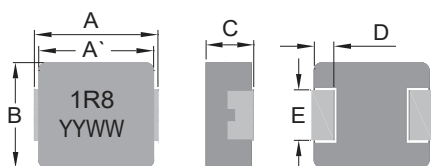


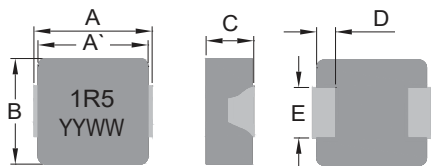


# Power Choke High Current

# PCHC1245HPV

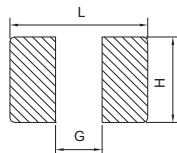


Lead Frame



Non-Lead Frame

Dimensions:  $\frac{\text{inch}}{\text{mm}}$



Note: 1. The above PCB layout is reference only.  
2. Recommend solder paste thickness at 0.15mm and above.

L	G	H
.559 (14.2)	.315 (8.0)	.167 (5.0)



Type	A	A'	B	C	D	E
Lead Frame	.514±.020 (13.5±0.5)	.492±.012 (12.5±0.3)	.492±.012 (12.5±0.3)	.189±.008 (4.8±0.2)	.091±.012 (2.3±0.3)	.185±.012 (4.7±0.3)
Non-Lead Frame						

Allied Part Number	Inductance (μH) ±20% @ 0A	DCR (mΩ) Typ. (Max)	I <sub>rms</sub> (A) Typ.	I <sub>sat</sub> (A) Typ.	Frame Type
PCHC1245HPV-R20M	.20	0.45 (0.55)	52.0	110.0	Non-Lead
PCHC1245HPV-R22M	.22	0.50 (0.70)	52.0	110.0	Non-Lead
PCHC1245HPV-R33M	.33	0.70 (0.90)	42.0	80.0	Non-Lead
PCHC1245HPV-R36M	.36	0.75 (0.95)	42.0	75.0	Non-Lead
PCHC1245HPV-R39M	.39	0.78 (0.95)	42.0	70.0	Non-Lead
PCHC1245HPV-R47M	.47	0.86 (1.10)	38.0	65.0	Non-Lead
PCHC1245HPV-R50M	.50	0.90 (1.30)	37.0	60.0	Non-Lead
PCHC1245HPV-R56M	.56	1.00 (1.50)	36.0	55.0	Non-Lead
PCHC1245HPV-R68M	.68	1.40 (1.70)	34.0	54.0	Non-Lead
PCHC1245HPV-R82M	.82	1.70 (2.10)	31.0	52.0	Non-Lead
PCHC1245HPV-1R0M	1.0	1.85 (2.50)	29.0	50.0	Non-Lead
PCHC1245HPV-1R2M	1.2	2.50 (3.00)	28.0	49.0	Non-Lead
PCHC1245HPV-1R5M	1.5	2.80 (3.30)	27.0	48.0	Non-Lead
PCHC1245HPV-1R8M	1.8	4.00 (4.90)	21.0	40.0	Lead
PCHC1245HPV-2R2M	2.2	4.20 (5.50)	20.0	32.0	Lead
PCHC1245HPV-2R7M	2.7	4.70 (6.70)	17.0	32.0	Lead
PCHC1245HPV-3R3M	3.3	6.80 (9.20)	15.0	32.0	Lead
PCHC1245HPV-4R7M	4.7	11.4 (15.0)	12.0	27.0	Lead
PCHC1245HPV-5R6M	5.6	12.3 (16.5)	11.2	22.0	Lead
PCHC1245HPV-6R0M	6.0	13.0 (16.5)	11.5	21.5	Lead
PCHC1245HPV-6R8M	6.8	14.5 (18.5)	11.0	21.0	Lead
PCHC1245HPV-8R2M	8.2	16.8 (22.5)	9.5	18.0	Lead
PCHC1245HPV-100M	10	21.4 (25.5)	9.0	16.0	Lead
PCHC1245HPV-150M	15	32.0 (38.0)	8.2	13.0	Lead
PCHC1245HPV-180M	18	40.0 (45.0)	7.5	11.0	Lead
PCHC1245HPV-220M	22	50.0 (58.0)	6.5	10.0	Lead
PCHC1245HPV-330M	33	73.0 (88.0)	5.0	8.0	Lead

All specifications subject to change without notice.

### Features

- Magnetically shielded construction
- High saturation current up to 110A
- Extended operating temp range
- Low DCR
- Suitable for pick and place
- Series is RoHS Compliant
- AEC-Q200 Compliant

### Electrical

**Inductance Range:** 0.20μH to 33μH  
**Tolerance:** ±20% Across entire series  
**Test Frequency:** 100KHz, 1V  
**Operating Temp:** -55°C to +125°C  
**I<sub>rms</sub>:** Current at which ΔT=40°C temp rise with out core loss.  
**I<sub>sat</sub>:** Current at which Inductance drop is approximately 20%. The part temperature (ambient + temp rise) should not exceed 125°C under worst case operating conditions.

### Test Equipment

(L): HP4284A LCR meter or equivalent  
**DCR:** CH16502, Agilent 33420A Mirco-Ohmmeter

### Physical

**Packaging:** 500 pieces per 13 inch reel  
**Marking:** EIA Inductance Code/ Date Code