



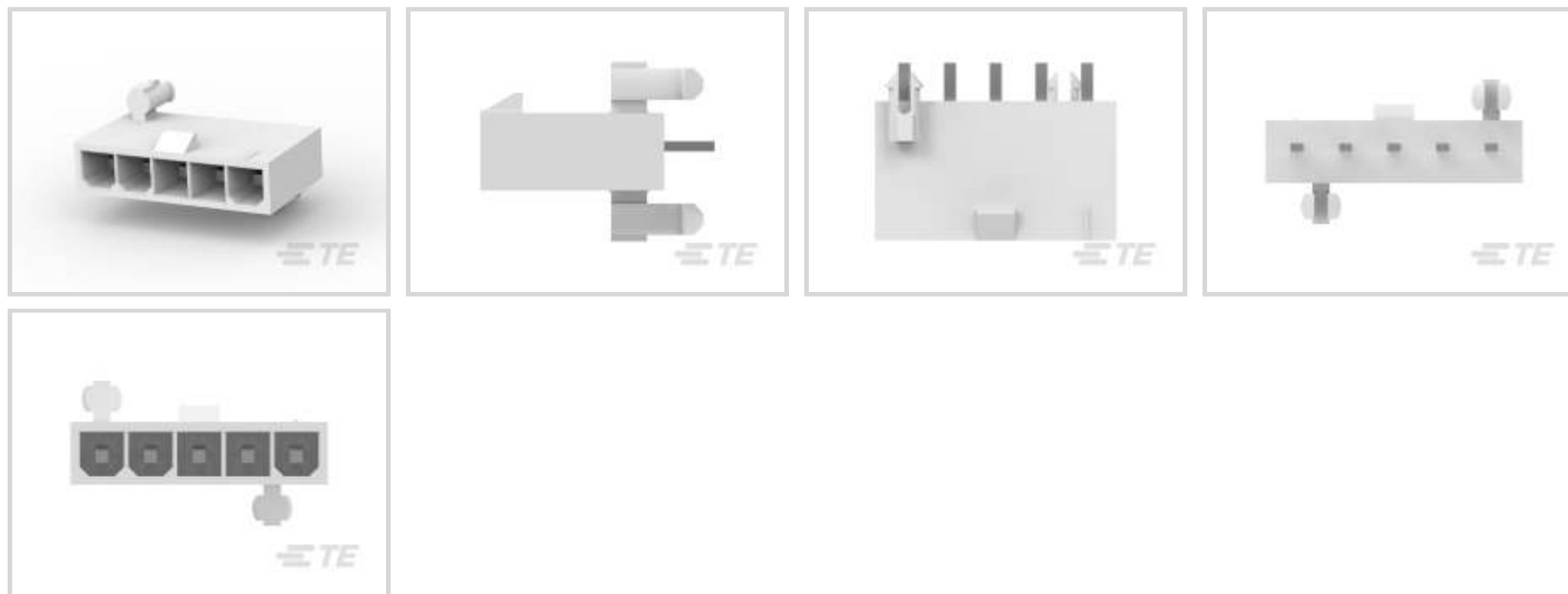
VAL-U-LOK

TE Internal #: 2029058-5

Rectangular Power Connectors, Header, Plug, Wire-to-Board, 5 Position, 4.2 mm [.165 in] Centerline, Printed Circuit Board, UL 94V-2

[View on TE.com >](#)

Connectors > Power Connectors > Rectangular Power > Rectangular Power Connectors



Rectangular Power Connector Type: **Header**

Connector & Housing Type: **Plug**

Connector System: **Wire-to-Board**

Number of Positions: **5**

Centerline (Pitch): **4.2 mm [.165 in]**

Features

Product Type Features

| | |
|-----------------------------------|-----------------------|
| Rectangular Power Connector Type | Header |
| Connector & Housing Type | Plug |
| Connector System | Wire-to-Board |
| Sealable | No |
| Connector & Contact Terminates To | Printed Circuit Board |

Configuration Features

| | |
|----------------------------|----------|
| Number of Positions | 5 |
| PCB Mount Orientation | Vertical |
| Number of Power Positions | 5 |
| Number of Signal Positions | 0 |
| Number of Rows | 1 |

Electrical Characteristics

| | |
|-------------------|---------|
| Operating Voltage | 600 VAC |
|-------------------|---------|

Contact Features

| | |
|--|--|
| | |
|--|--|



| | |
|------------------------------------------------|-----------------------------------------|
| Contact Layout | Inline |
| Contact Mating Area Plating Material | Tin |
| Contact Current Rating (Max) | 9 A |
| Contact Retention Within Housing | Without |
| Contact Type | Pin |
| PCB Contact Termination Area Plating Material | Tin |
| Contact Mating Area Plating Material Thickness | 2.03 μm [80 μin] |

Termination Features

| | |
|---------------------------------------------|-----------------------|
| Termination Post & Tail Length | 3.5 mm[.138 in] |
| Termination Method to Printed Circuit Board | Through Hole - Solder |

Mechanical Attachment

| | |
|--------------------------|-------------|
| Mating Alignment Type | Keyed |
| Mating Retention | With |
| Mating Alignment | With |
| PCB Mount Alignment | With |
| PCB Mount Retention | With |
| PCB Mount Retention Type | Boardlock |
| Mating Retention Type | Latch |
| Connector Mounting Type | Board Mount |

Housing Features

| | |
|--------------------|-----------------|
| Centerline (Pitch) | 4.2 mm[.165 in] |
| Housing Color | Natural |
| Housing Material | Nylon |

Dimensions

| | |
|--------------------------------------|------------------------------|
| Compatible Insulation Diameter (Max) | 2.39 mm[2.39 in] |
| Connector Height | 12.8 mm[.504 in] |
| PCB Thickness (Recommended) | .07 mm[1.78 in] |
| Product Width | 5.4 mm[.213 in] |
| Product Length | 22.2 mm[.874 in] |
| Compatible Insulation Diameter Range | 1.2 – 3.1 mm[.047 – .122 in] |

Usage Conditions

| | |
|-----------------------------|--------------------------------------------------------------|
| Operating Temperature Range | -40 – 105 $^{\circ}\text{C}$ [-40 – 221 $^{\circ}\text{F}$] |
|-----------------------------|--------------------------------------------------------------|



Operation/Application

| | |
|---------------------|-------|
| Circuit Application | Power |
|---------------------|-------|

Identification Marking

| | |
|--------------------------------|------|
| Circuit Identification Feature | With |
|--------------------------------|------|

Industry Standards

| | |
|------------------------|-------------------------------|
| CSA Rating | 208567 |
| UL Rating | Recognized |
| Agency/Standard | CSA, UL |
| Approved Standards | UL E28476 |
| UL Flammability Rating | UL 94V-2 |
| Glow Wire Rating | Standard Part - Not Glow Wire |

Packaging Features

| | |
|--------------------|---------------------|
| Packaging Quantity | 1000 |
| Packaging Method | Box & Tray, Package |

Product Compliance

[For compliance documentation, visit the product page on TE.com>](#)


| | |
|-----------------------------------------------|--------------------------------------------------------------------------------------------------------------------------------|
| EU RoHS Directive 2011/65/EU | Compliant |
| EU ELV Directive 2000/53/EC | Compliant |
| China RoHS 2 Directive MIIT Order No 32, 2016 | No Restricted Materials Above Threshold |
| EU REACH Regulation (EC) No. 1907/2006 | Current ECHA Candidate List: JUNE 2023 (235) Candidate List Declared Against: JAN 2021 (211) Does not contain REACH SVHC |
| Halogen Content | Low Halogen - Br, Cl, F, I < 900 ppm per homogenous material. Also BFR/CFR/PVC Free |
| Solder Process Capability | Wave solder capable to 240°C |

Product Compliance Disclaimer

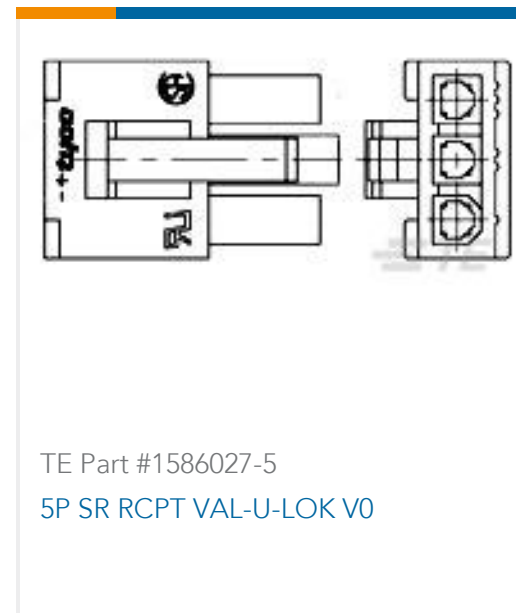
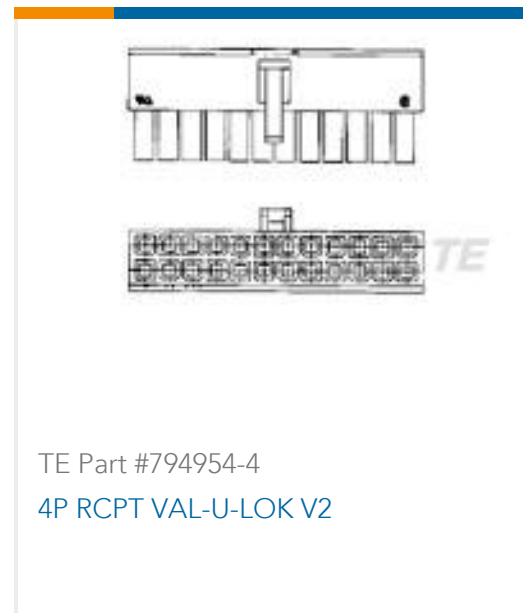
This information is provided based on reasonable inquiry of our suppliers and represents our current actual knowledge based on the information they provided. This information is subject to change. The part numbers that TE has identified as EU RoHS compliant have a maximum concentration of 0.1% by weight in homogenous materials for lead, hexavalent chromium, mercury, PBB, PBDE, DBP, BBP, DEHP, DIBP, and 0.01% for cadmium, or qualify for an exemption to these limits as defined in the Annexes of Directive 2011/65/EU (RoHS2). Finished electrical and electronic equipment products will be CE marked as required by Directive 2011/65/EU. Components may not be CE marked. Additionally, the part numbers that TE has identified as EU ELV compliant have a maximum concentration of 0.1% by weight in homogenous materials for lead, hexavalent chromium, and mercury, and 0.01% for cadmium, or qualify for an exemption to these limits

as defined in the Annexes of Directive 2000/53/EC (ELV). Regarding the REACH Regulation, the information TE provides on SVHC in articles for this part number is based on the latest European Chemicals Agency (ECHA) 'Guidance on requirements for substances in articles' posted at this URL: <https://echa.europa.eu/guidance-documents/guidance-on-reach>

Compatible Parts



Customers Also Bought



Documents

Product Drawings

5P VAL-U-LOK SR HDR SN V2 WODH

English

CAD Files

3D PDF

3D

Customer View Model

[ENG_CVM_CVM_2029058-5_B_c-2029058-5-b.2d_dxf.zip](#)

English

Customer View Model

[ENG_CVM_CVM_2029058-5_B_c-2029058-5-b.3d_igs.zip](#)

English

Customer View Model

[ENG_CVM_CVM_2029058-5_B_c-2029058-5-b.3d_stp.zip](#)

English

By downloading the CAD file I accept and agree to the [Terms and Conditions](#) of use.

Datasheets & Catalog Pages

[SOFT_SHELL_PIN_AND_SOCKET_CONNECTORS_CATALOG](#)



English

[VAL-U-LOK_SINGLE_ROW_HEADERS](#)

English

[Product Specifications](#)

[Application Specification](#)

English