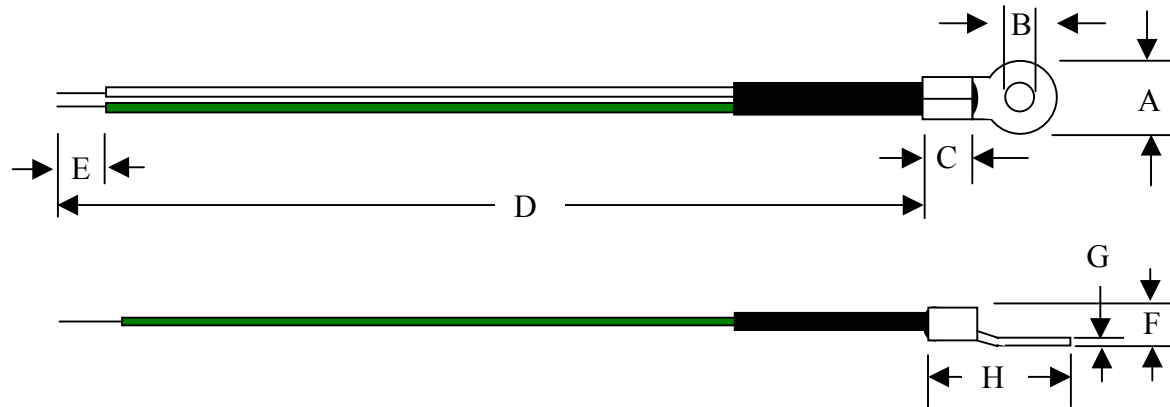


Part Number: PANR 103338-490




Electrical Specifications

Resistance @ 25° C	10 kΩ ±1%
Temperature Coefficient of Resistance	-4.53% / °C
Operating Temperature Range	-40 °C to 125 °C
Dissipation Constant	2.5 mW / °C
Thermal Time Constant	40 seconds
Beta (25/50)	3380 °K ± 1 %
ROHS Compliant	Yes
Dielectric Withstanding Voltage	1500VAC

Mechanical Specifications


A	15.0 mm ±0.5mm
B	8.5 mm ±0.3mm
C	6.0 mm ±0.5mm
D	304.8 mm ± 6.4mm
E	3.0 mm ± 1.0mm
F	4.7 mm ± 0.5mm
G	1.0 mm ± 0.1mm
H	27.0 mm ± 1.0mm
Lead Wire Gauge	18 AWG UL1015; one green lead one white lead
Ring Lug	5/16 Stud

Rev:	Date:	Change:
0	8/2/17	Issue
1	8/31/17	Change Dim D per customer request

DRAWN BY: C. Terry		 AMETHERM <i>Circuit Protection Thermistors</i>
DATE: 8/2/17	REV: 1	
ORIG. C. Terry	APPR: M. Samii	NTC THERMISTOR PROBE
SHEET 1 of 2		PANR 103338-490

RESISTANCE VS. TEMPERATURE TABLE

TEMPERATURE (°C)	RESISTANCE (kΩ)
-40	195.652
-35	148.171
-30	113.347
-25	87.559
-20	68.237
-15	53.650
-10	42.506
-5	33.892
0	27.219
5	22.021
10	17.926
15	14.674
20	12.081
25	10.000
30	8.315
35	6.948
40	5.834
45	4.917
50	4.161
55	3.535
60	3.014
65	2.586
70	2.228
75	1.925
80	1.669
85	1.452
90	1.268
95	1.110
100	0.974
105	0.858
110	0.758
115	0.672
120	0.596
125	0.531

DRAWN BY: C. Terry		 AMETHERM <i>Circuit Protection Thermistors</i>
DATE: 8/2/17	REV: 1	
ORIG. C. Terry	APPR: M Samii	NTC THERMISTOR PROBE
SHEET 2 of 2		PANR 103338-490