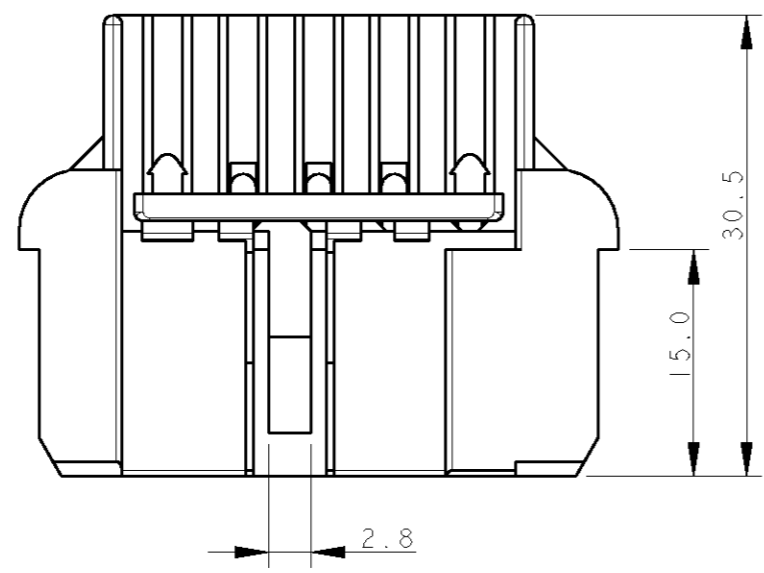
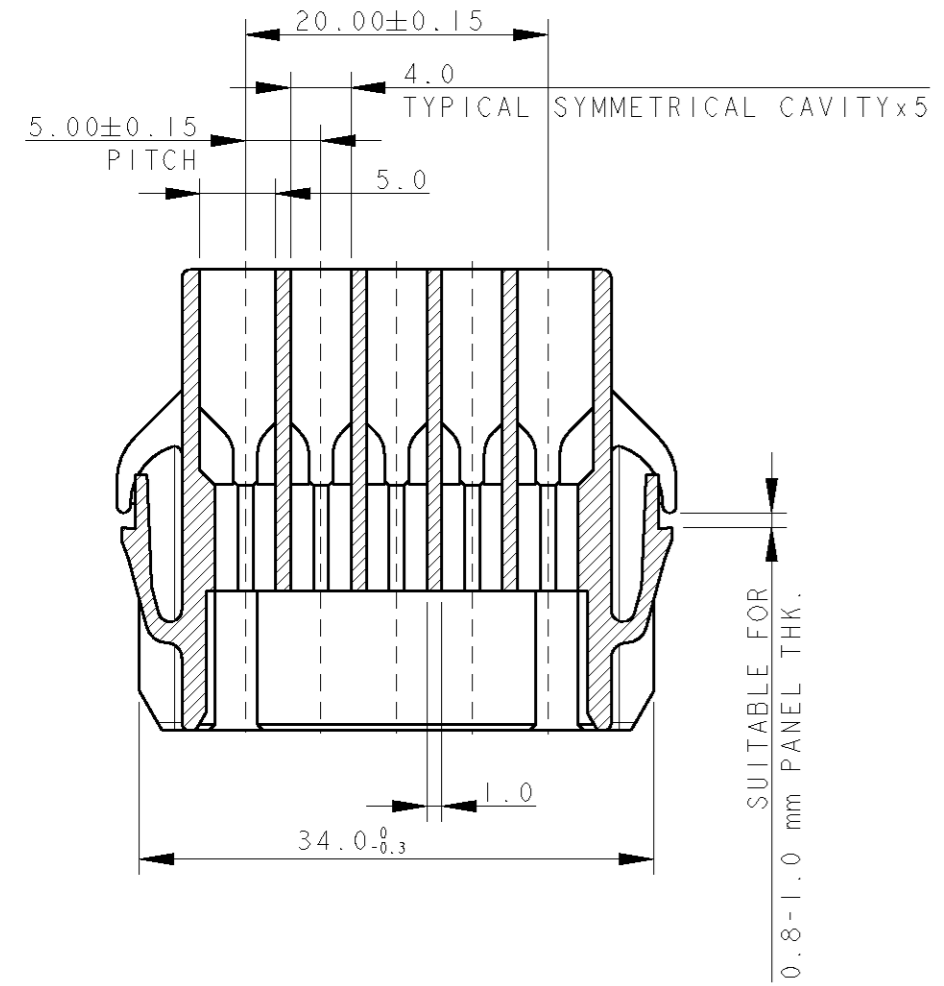
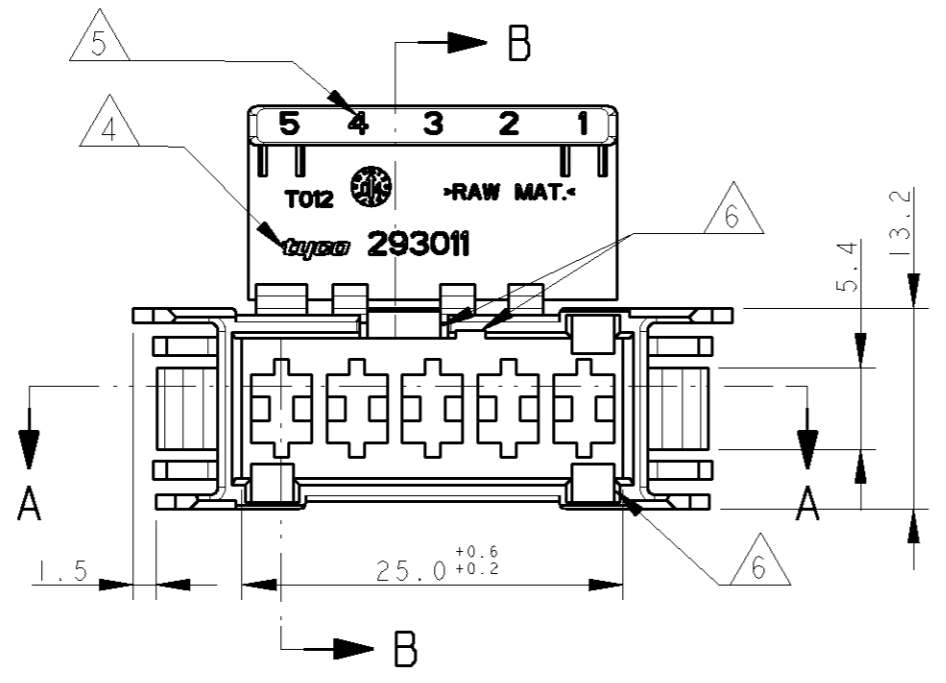
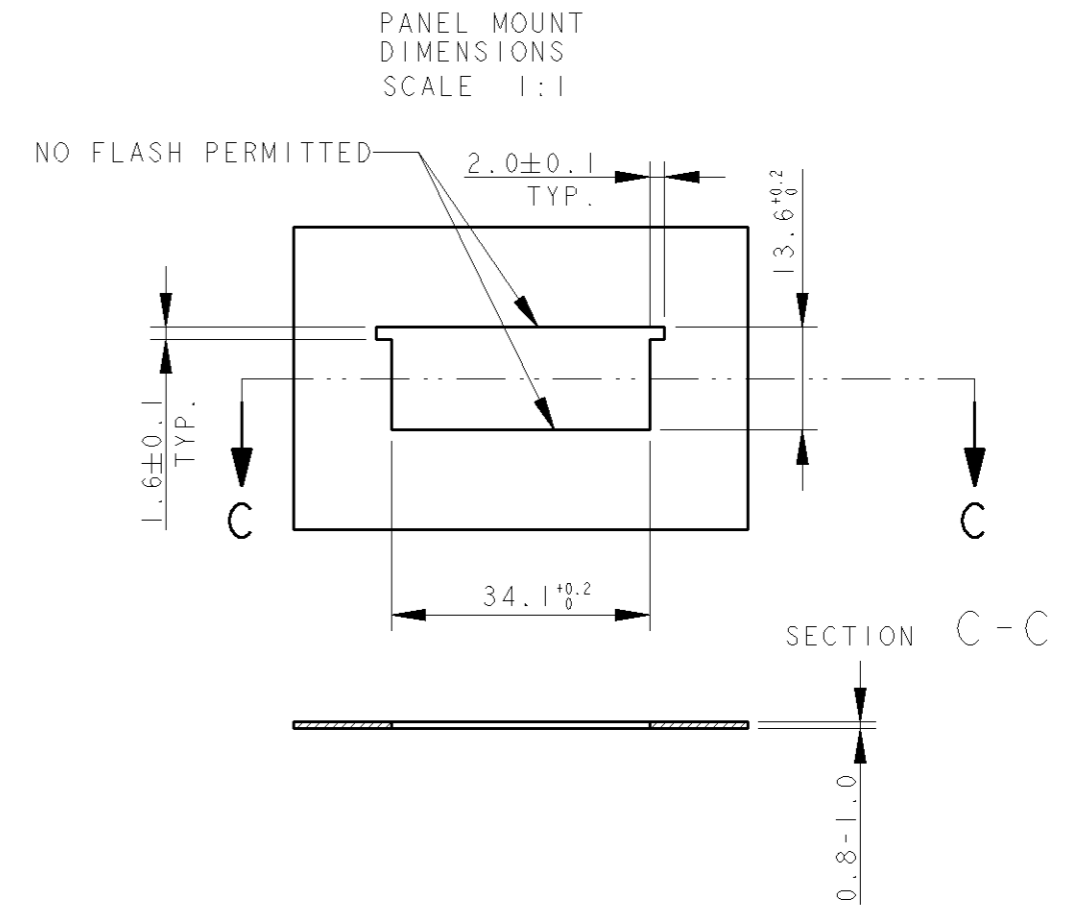
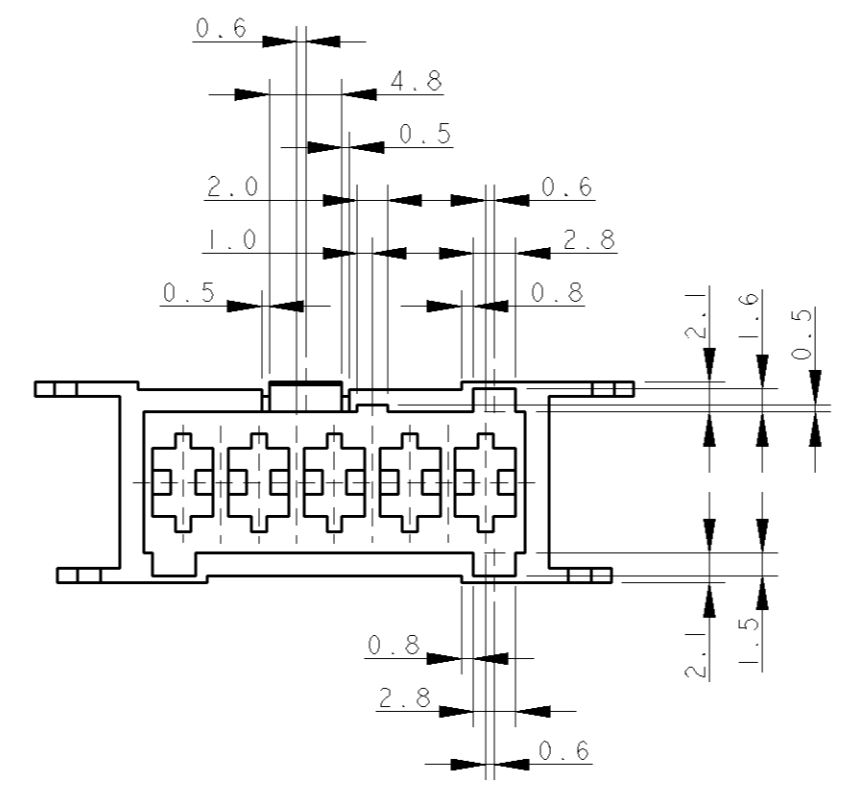
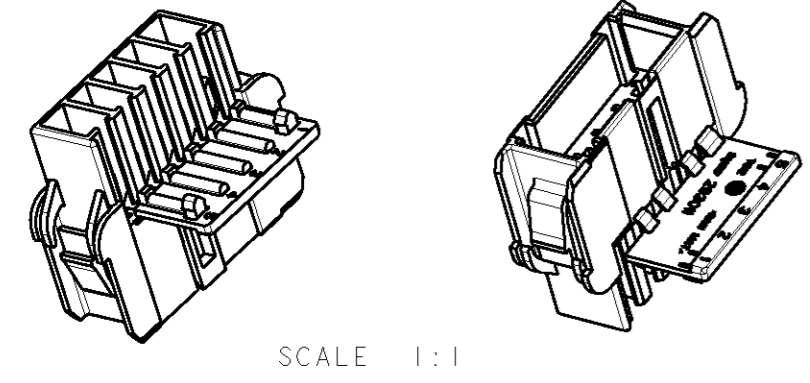


POLARIZATION KEYS SCHEME

LOC	DIST	REVISIONS			
P	LTR	DESCRIPTION	DATE	DWN	APVD
A		FIRST EMISSION, ET00-0144-04	25 JUN 2004	HY	CT
B		RELEASED, ET00-0237-04	16 DEC 2004	HY	GT
BI		UPDATED, ET00-0012-05	12 JAN 2005	HY	GT



- 1 TYPICAL CAVITY SUITABLE FOR:
 FASTIN-FASTON TAB CONTACTS 6.3 mm SRS:
 P/N: 60294, 0.3-0.8 mm² WIRE RANGE
 160691, 0.3-0.8 mm² WIRE RANGE
 AMPLIVAR CONTACTS:
 P/N: 141051, 0.1-0.5 mm² WIRE RANGE
 142411, 0.3-1.6 mm² WIRE RANGE
 MAX. INSULATION DIA. 2.8 mm,
 MAX. INSULATION CRIMP WIDTH 3.3 mm.
- 2 PA6 UNFILLED, UL 94-V2, NATURE COLOUR
 ACCORDING TO IEC 60335-1 NORM.
- 3 PA66 UNFILLED, UL 94-V2, NATURE COLOUR
- 4 TYCO TRADEMARK "LOGO" AND
 TYCO ELECTRONICS "PART NUMBER"
 OPTIONAL POSITION.
- 5 CIRCUIT IDENTIFICATION NUMBERS, 1 TO 5
- 6 POLARIZATION KEYS DIMENSIONS AND POSITIONS
 ARE ACCORDING TO "RAST 5" NORM
 RAST CODE 05-A

NATURALE (NATUR)	VEDI NOTA 3 (SEE NOTE 3)	293011-2	B
NATURALE (NATUR)	VEDI NOTA 2 (SEE NOTE 2)	293011-1	B
COLORE (COLOUR)	MATERIALE (MATERIAL)	NUMERO (TYCO P/N)	REV

THIS DRAWING IS A CONTROLLED DOCUMENT FOR TYCO ELECTRONICS CORPORATION. IT IS SUBJECT TO CHANGE AND THE CONTROLLING ENGINEERING ORGANIZATION SHOULD BE CONTACTED FOR THE LATEST REVISION.		DWN H. YAALI 11FEB2004	tyco Electronics tyco Electronics AMP Italia S.p.A. C.so F. Cervi, 15 COLLEGGNO (TO)	
DIMENSIONS: mm		CHK C. TARTARI	NAME 5 POS. FASTIN-FASTON Connector TAB HOUSING, RAST 5 0.8-1.0 MM THK. PANEL MOUNT VERSION	
TOLERANCES UNLESS OTHERWISE SPECIFIED:		APVD -	PRODUCT SPEC 108-20256	
0 PLC ±	1 PLC ±0.3	APPLICATION SPEC -		
2 PLC ±	3 PLC ±	WEIGHT -		
4 PLC ±	ANGLES ±°	SIZE A2 CAGE CODE 00779 DRAWING NO G-293011		
MATERIAL SEE TABLE	FINISH -	RESTRICTED TO -		
CUSTOMER DRAWING		SCALE 2:1 SHEET 1 OF 1 REV BI		