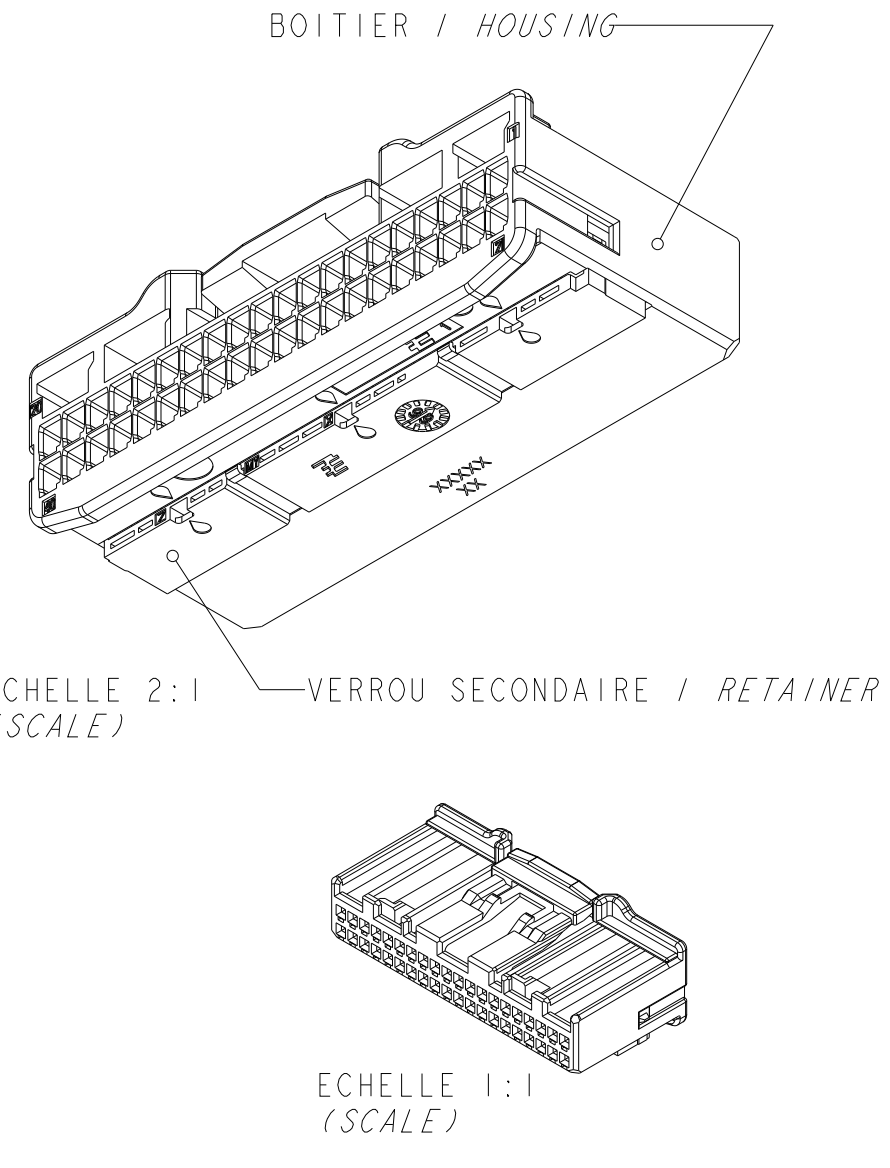
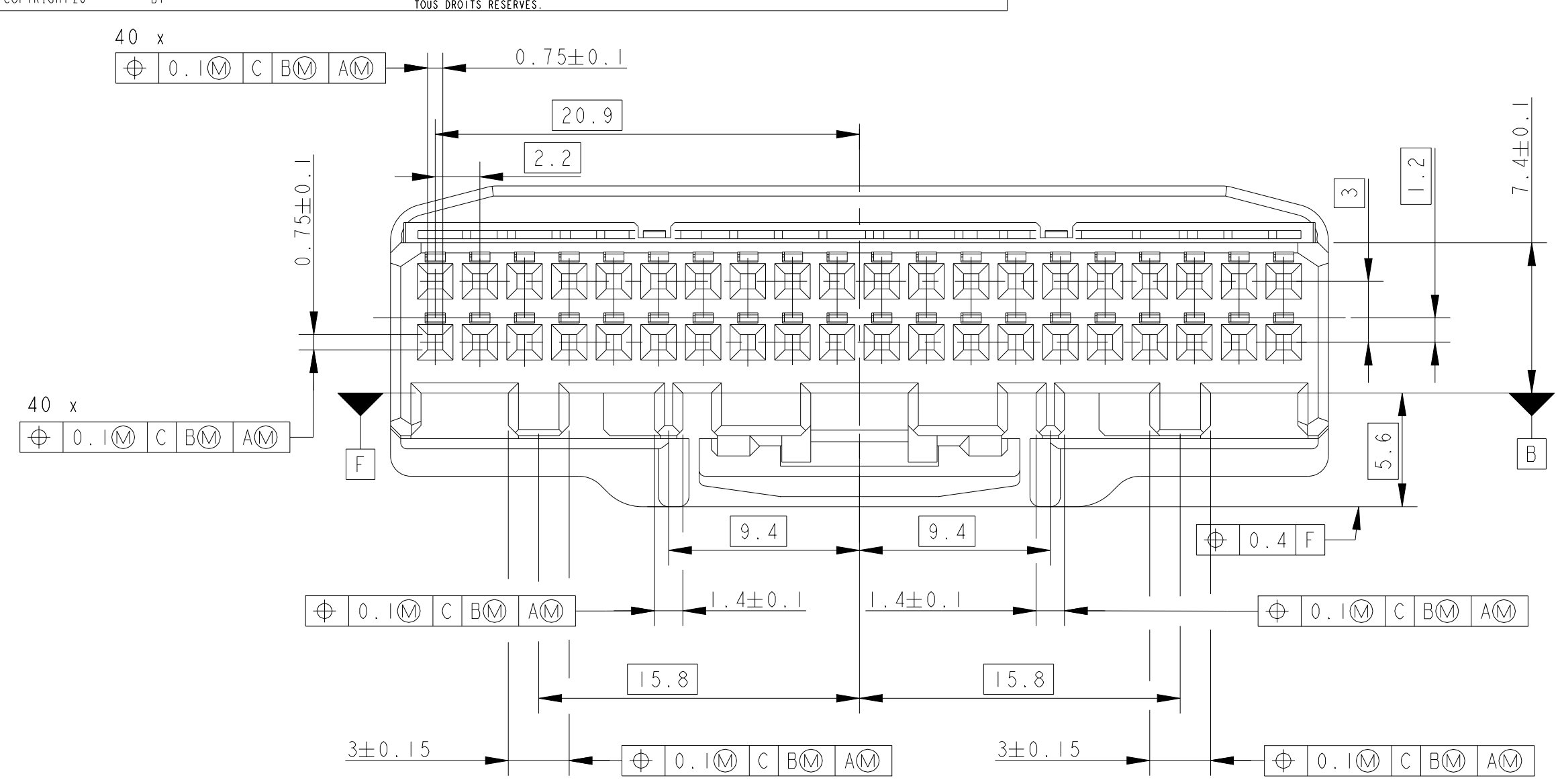
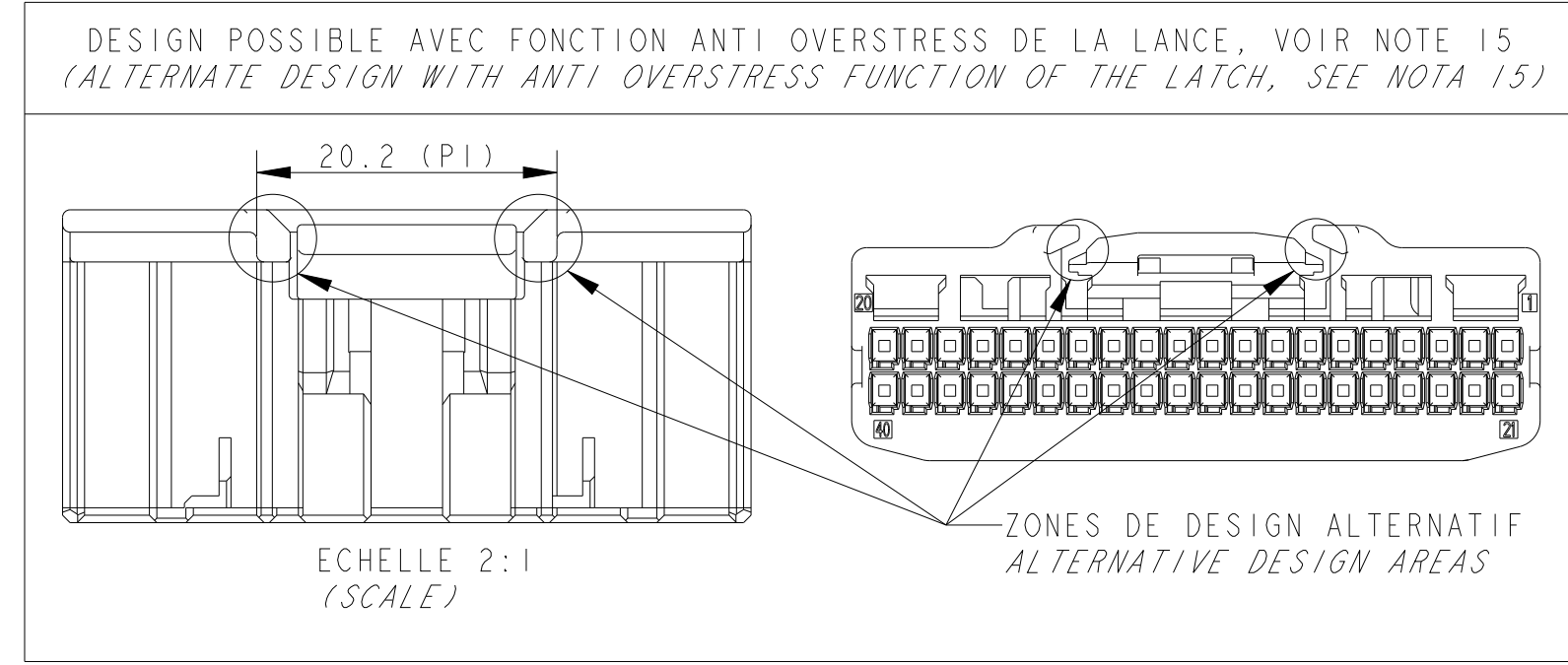
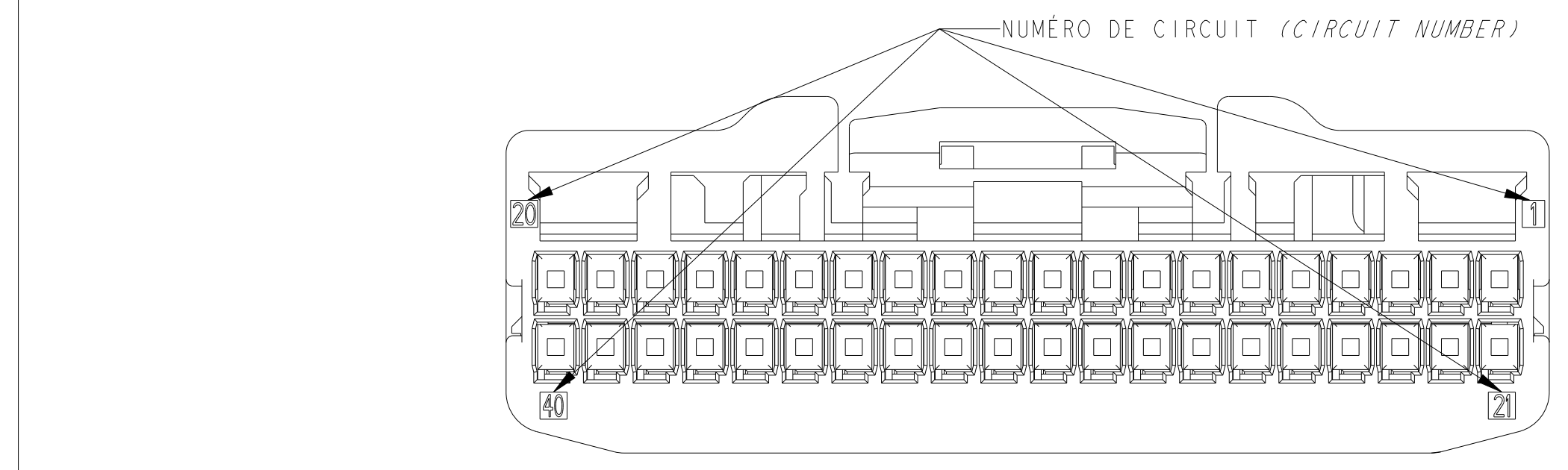
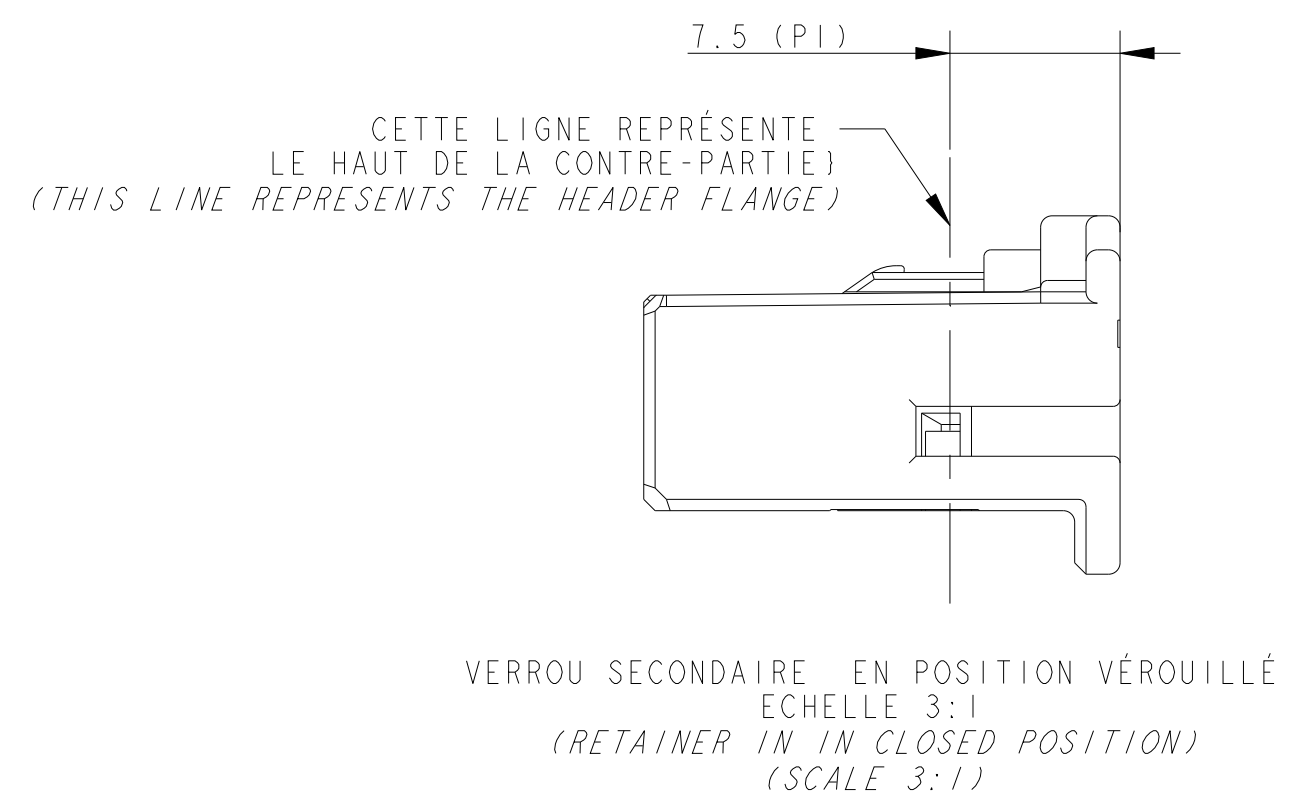
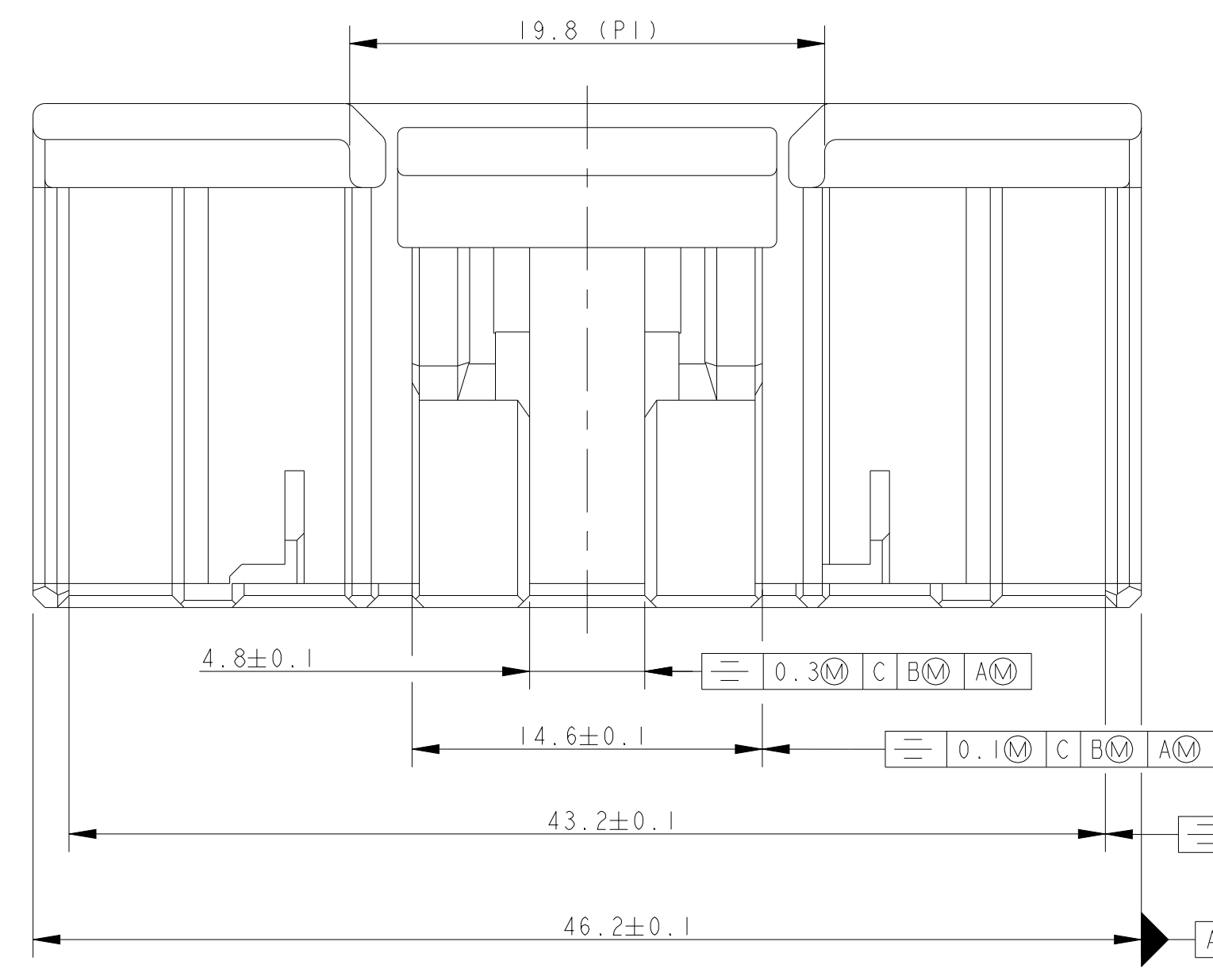
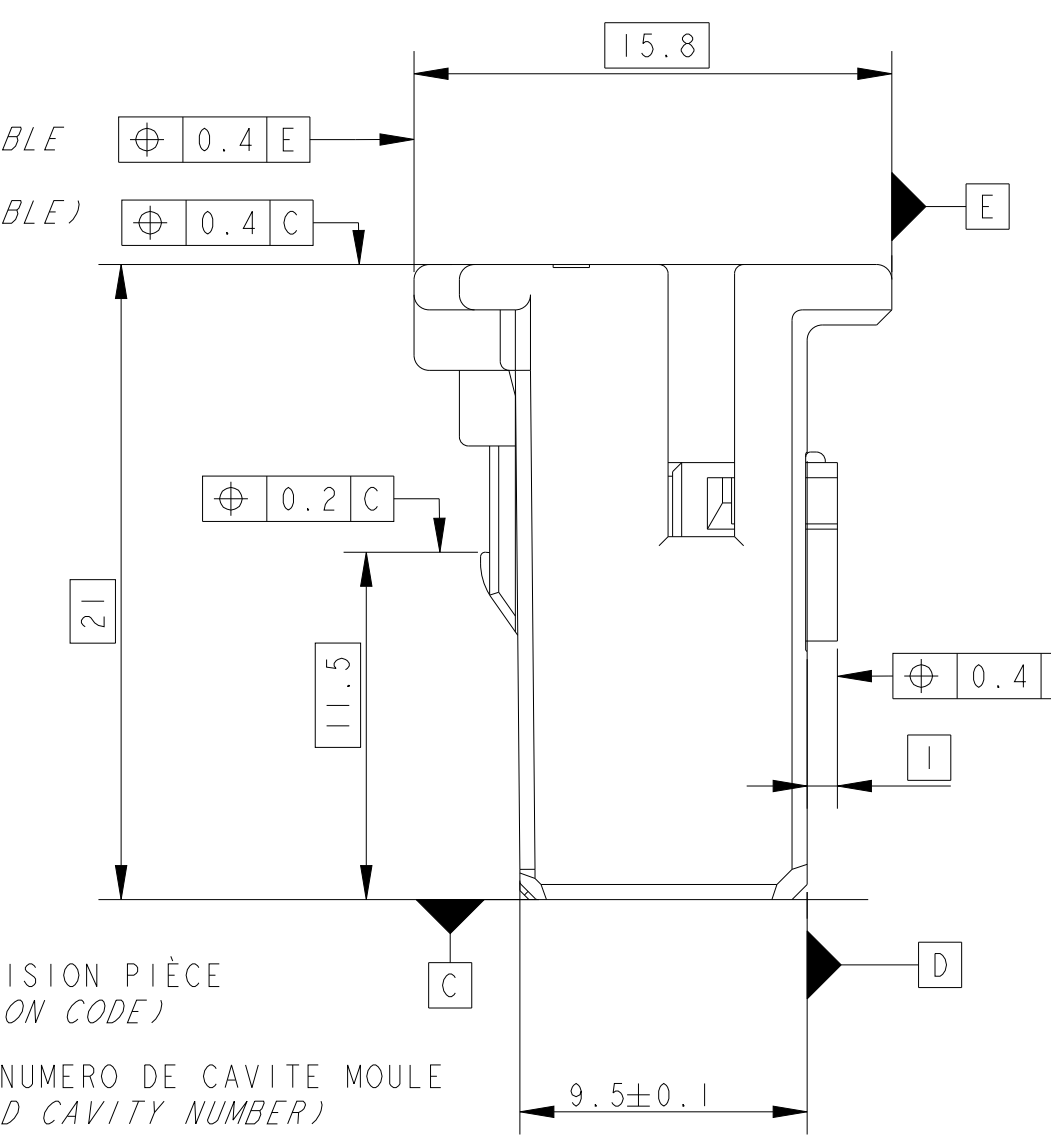
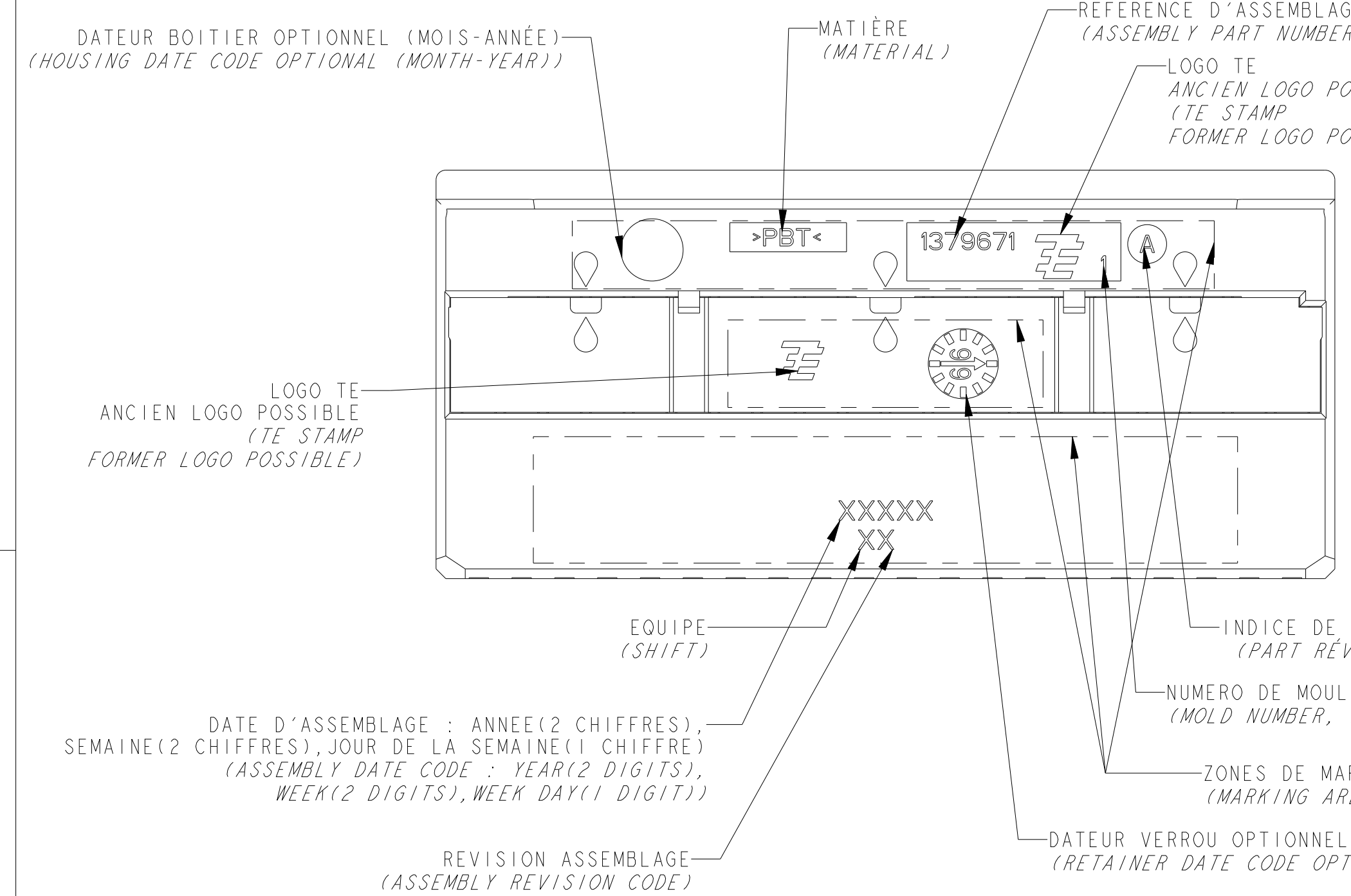


LOC	DIST	REVISIONS				
P	LTN	REV	DESCRIPTION MODIFICATIONS	DATE	DWN	APPV
F	00					
C			MODIFY MARKING AREA	04AUG2009	P. B	BD
D			ADD ALTERNATE ANTI OVERSTRESS DESIGN	19AUG2013	DB	JPP
E			ERROR ON DRW FOR THE LATCH PROTECTION	13DEC2013	DB	JPP
F			PN 1674298-1 replace with PN 1123343-1	09JUN2022	CS	XR



NOTES : LES NOTES LOCALES SONT ENTRE <->
 SPECIFICATIONS DE REFERENCE :
 SPECIFICATION TE : 108-15299
 PLAN D'INTERFACE TE : 1379779
 NOTES COMPLEMENTAIRES :
 12 CAHIER DE PRECONISATION : 411-15672
 13 REFERENCE REPRESENTEE : 1379671-1
 14 VERROU SECONDAIRE PREVERROUILLE (POSITION PREFERENTIELLE DE LIVRAISON). SI LE VERROU N'EST PAS DANS CETTE POSITION, SUIVRE LES INSTRUCTIONS DE LA NOTICE TECHNIQUE TYCO 411-15672 §8.2
 15 LES DIFFERENTES VERSIONS SONT LIVREES DE FACON ALEATOIRE POUR INFORMATION

LOCALE NOTES ARE BETWEEN <->
 APPLICABLE SPECIFICATION :
 TE SPECIFICATION : (SEE BEFORE)
 TE INTERFACE DRAWING : (SEE BEFORE)
 ADDITIONAL NOTES :
 INSTRUCTION SHEET : (SEE BEFORE)
 PART NUMBER SHOWN : (SEE BEFORE)
 SECONDARY LOCK IN PRELOCKED POSITION (PREFERED DELIVERY POSITION). IF SECONDARY LOCKING IS NOT IN THIS POSITION, FOLLOW INSTRUCTIONS OF TYCO SPECIFICATION 411-15672 §8.2
 THE DIFFERENT VERSIONS ARE DEVILERED SO RANDOM FOR REFERENCE ONLY



CONTACTS ASSOCIES LISTE NON EXHAUSTIVE (APPLIED CONTACTS NON EXHAUSTIVE LIST)

REF TE (TE PN)	FINITION (FINISH)	DESIGNATION (DESIGNATION)
1123343-2	DORE (0.38µm) / GOLDED (0.38µm)	CLIP .635 (.635 CONTACT) 0.35 A 0.5 MM ² (SOMM)
1801069-2	DORE (0.8µm) / GOLDED (0.8µm)	CLIP .635 (.635 CONTACT) 0.35 A 0.5 MM ² (SOMM)
1123343-1	ETAME (TINNED)	CLIP .635 (.635 CONTACT) 0.35 A 0.5 MM ² (SOMM)

REF TE / TE PN	DESCRIPTION / DESCRIPTION	CODAGE / KEYING	MATIERE BOITIER - MATIERE VERROU SECONDAIRE / HOUSING MATERIAL - RETAINER MATERIAL	COULEUR BOITIER - COULEUR VERROU SECONDAIRE / HOUSING COLOR - RETAINER COLOR	REVISION ASSEMBLAGE / ASSEMBLY REVISION CODE
1379671-5	CONNECTEUR 40 VOIES / 40 WAY CONNECTOR	NEUTRE / NEUTRAL	PBT-PBT / PBT-PBT	NATUREL-NATUREL / NATURAL-NATURAL	B
1379671-4	CONNECTEUR 40 VOIES / 40 WAY CONNECTOR	4 / 4	PBT-PBT / PBT-PBT	VERT-NATUREL / GREEN-NATURAL	B
1379671-3	CONNECTEUR 40 VOIES / 40 WAY CONNECTOR	3 / 3	PBT-PBT / PBT-PBT	BLEU-NATUREL / BLUE-NATURAL	B
1379671-2	CONNECTEUR 40 VOIES / 40 WAY CONNECTOR	2 / 2	PBT-PBT / PBT-PBT	GRIS-NATUREL / GREY-NATURAL	B
1379671-1	CONNECTEUR 40 VOIES / 40 WAY CONNECTOR	1 / 1	PBT-PBT / PBT-PBT	NOIR-NATUREL / BLACK-NATURAL	B

THIS DRAWING IS A CONTROLLED DOCUMENT. CE PLAN EST UN DOCUMENT CONTROLÉ PAR TYCO ELECTRONICS. IL EST SPECIFIQUE D'UNE VERSION. CONTACTER LE SERVICE TECHNIQUE DE TYCO ELECTRONICS POUR OBTENIR LA DERNIERE REVISION.

DWN / DRESSINE : 25NOV2002
 C. ROUZE
 CHK / PREPARE : 29NOV2002
 B. DUPONT

APVD / APPROVE : 04DEC2002
 JP. PICAUD
 PRODUCT SPEC
 SPEC. PRODUCT
 SEE TABLE
 APPLICATION SPEC
 SPEC. APPLICATION
 SEE TABLE

NAME : 025 TH 40 POS PLUG HOUSING

SIZE : A1
 CAGE CODE : 00779
 DRAWING NO. : 1379671

WEIGHT : 5.6g
 MASSE APPROX. : 5.6g

Customer Drawing / PLAN CLIENT

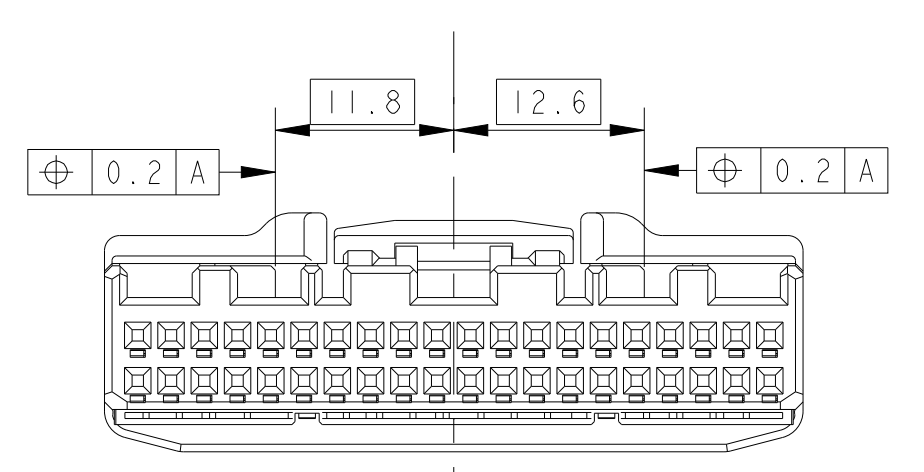
RESTRICTED TO RESERVE A

SCALE : 4:1
 SHEET : 1 OF 2
 REV : F

LOC		DIST		REVISIONS			
P	LTN	REV	DESCRIPTION	DATE	DWN	APPV	
F		00	SEE SHEET 1				

PN 1379671-1

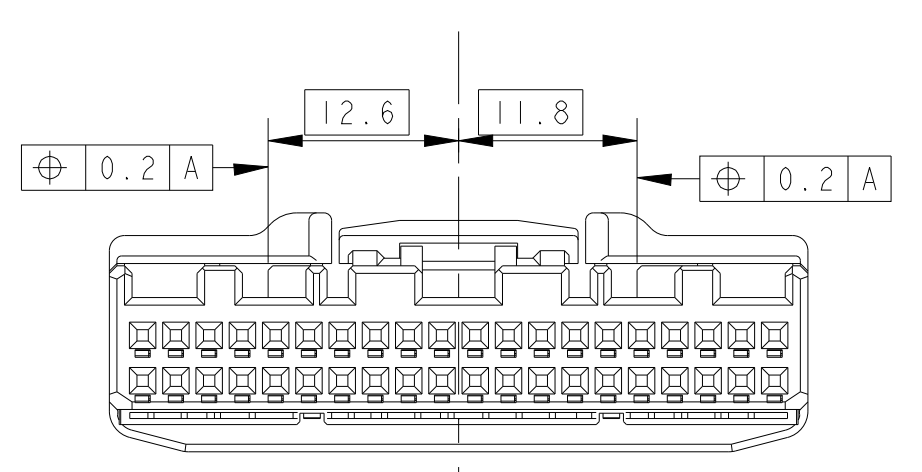
CODAGE 1 (NOIR)
KEYING 1 (BLACK)



ECHELLE 2:1
(SCALE)

PN 1379671-2

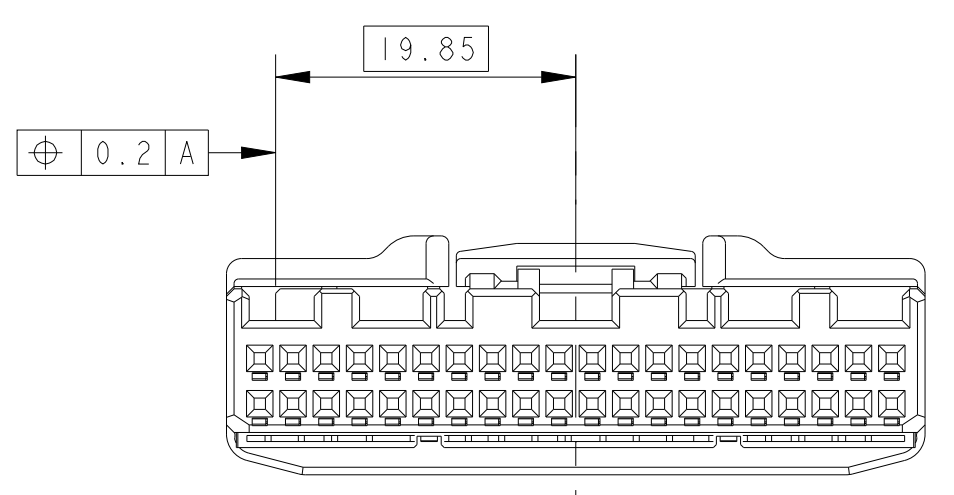
CODAGE 2 (GRIS)
KEYING 2 (GRAY)



ECHELLE 2:1
(SCALE)

PN 1379671-3

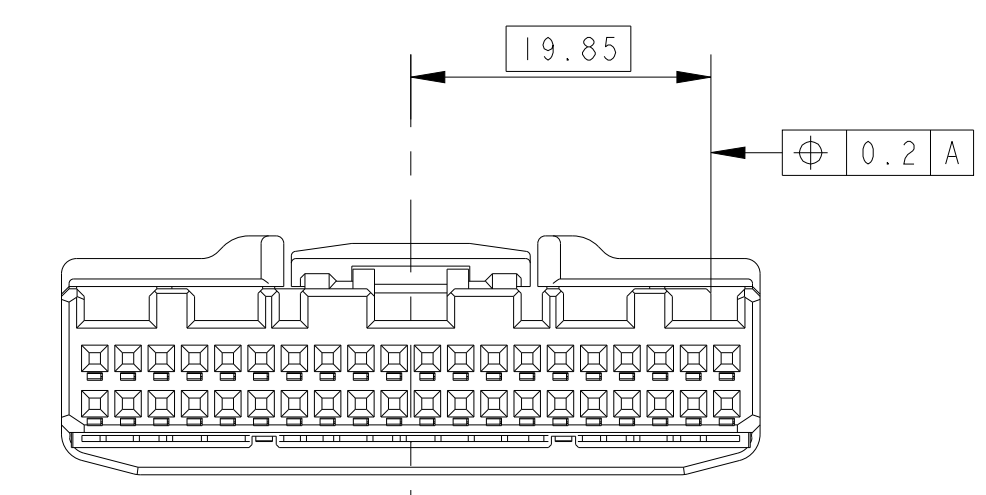
CODAGE 3 (BLEU)
KEYING 3 (BLUE)



ECHELLE 2:1
(SCALE)

PN 1379671-4

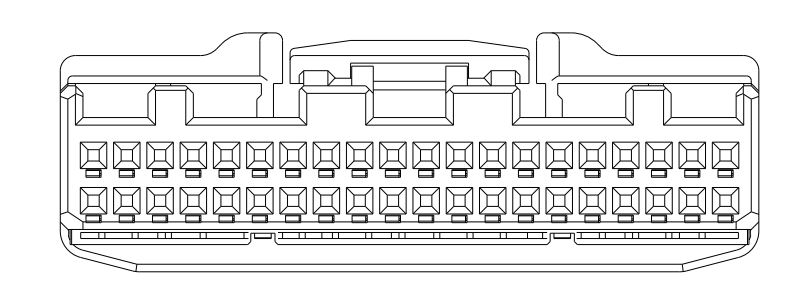
CODAGE 4 (VERT)
KEYING 4 (GREEN)



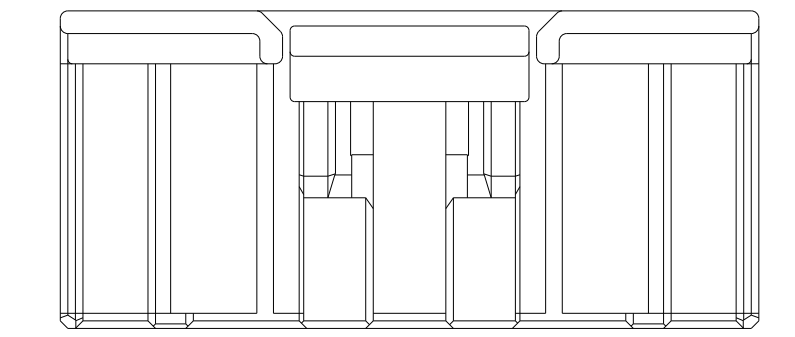
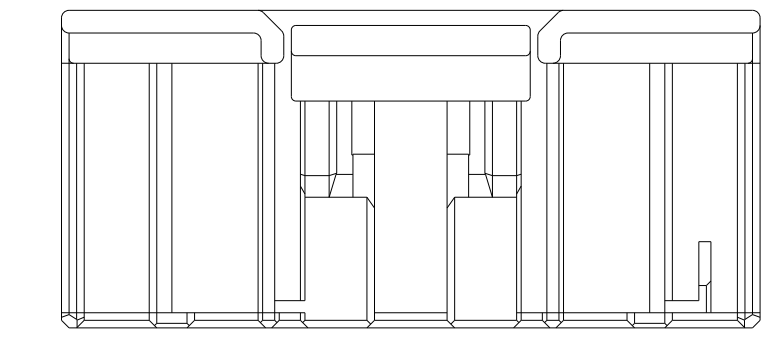
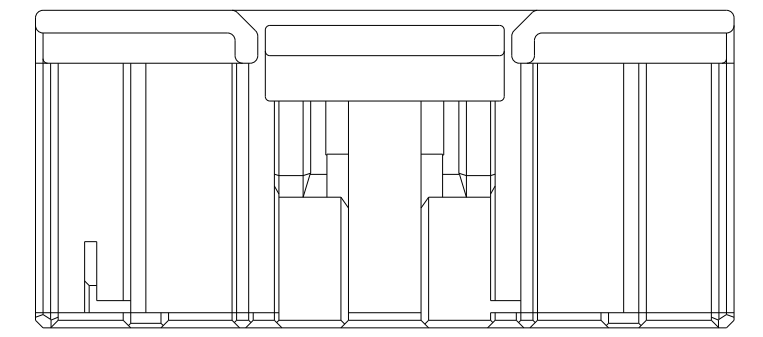
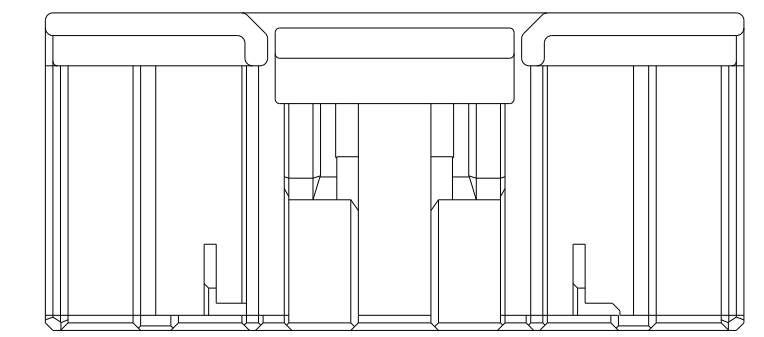
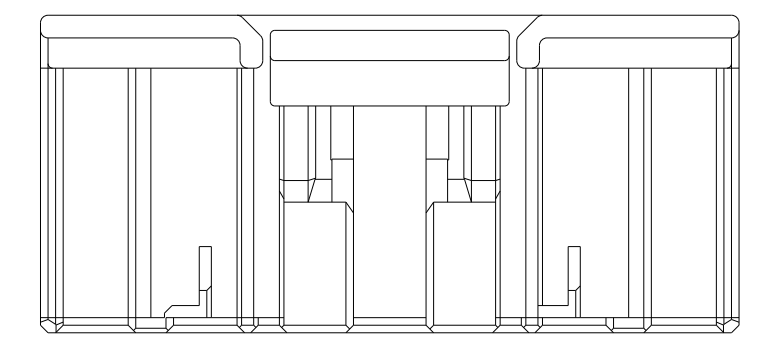
ECHELLE 2:1
(SCALE)

PN 1379671-5

CODAGE NEUTRE (NATUREL)
NEUTRAL KEYING (NATURAL)



ECHELLE 2:1
(SCALE)



THIS DRAWING IS A CONTROLLED DOCUMENT. CE PLAN EST UN DOCUMENT CONTRÔLÉ PAR TOUTE ÉLECTRONIQUE. IL EST SOUSCRIPTION À TOUTE RÉVISION. CONSULTER LE SERVICE TECHNIQUE DE TOUTES ÉLECTRONIQUES POUR OBTENIR LA DERNIÈRE RÉVISION.		DWN / REVISION: 25NOV2002 C. ROUZE CHK / REVISION: 29NOV2002 B. DUPONT		APVD / APPROUVE: 04DEC2002 JP. PICAUD PRODUCT SPEC: SEE TABLE SPEC. PRODUCT: SEE TABLE APPLICATION SPEC: SEE TABLE SPEC. APPLICATION: SEE TABLE		NAME: 025 TH 40 POS PLUG HOUSING TYPE: -	
DIMENSIONS: mm 		TOLERANCES UNLESS OTHERWISE SPECIFIED: (SUIVY AB DE DECIMALES): 0 P.L.C./DEC: ±0.2 1 P.L.C./DEC: ±0.2 2 P.L.C./DEC: ±0.2 3 P.L.C./DEC: ±0.2 4 P.L.C./DEC: ±0.2 ANGLES: ±0.2 FINISH / FINITION: -		SIZE: A1 CAGE CODE: 00779 DRAWING NO: 1379671 IN PLAN: - WEIGHT: 5.6g MASSE APPROX.: -		RESTRICTED TO RESERVE A: - SHEET: 2 OF 2 FEUILLE: 2 DE 2 SCALE: 4:1 ECHELLE: 4:1	
MATERIAL / MATIERE: SEE TABLE		FINISH / FINITION: -		WEIGHT: 5.6g MASSE APPROX.: -		CUSTOMER DRAWING / PLAN CLIENT: UNIFORMED FOUR REFERENCE SCALE: 4:1 SHEET: 2 OF 2 FEUILLE: 2 DE 2 REV: F	