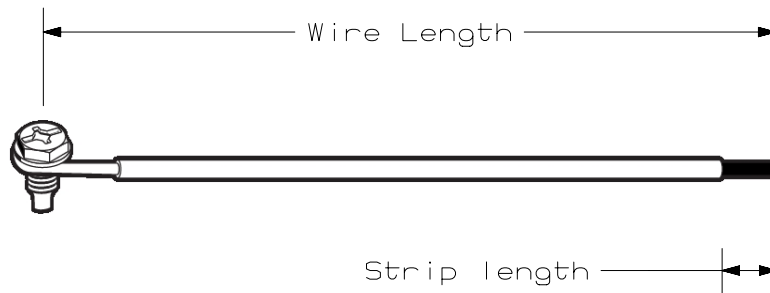


THIS COPY IS PROVIDED ON A RESTRICTED BASIS AND IS NOT TO BE USED IN ANY WAY DETRIMENTAL TO THE INTERESTS OF PANDUIT CORP.

Part Number	Wire Type	Wire Length in. (mm)	Strip length in. (mm)	Pc per bag	Description	Weight lb. (kg)
SGPL12-7S-L	12 AWG SOLID	6.5(165)	1(25)	50	12 AWG Solid 6.5" GSH screw, Stripped 1"	0.9(0.4)
SGPL12-8S-L	12 AWG SOLID	8(203)	1(25)	50	12 AWG Solid 8" GSH screw, Stripped 1"	1.1(0.5)
SGPL12-10S-L	12 AWG SOLID	10(254)	1(25)	50	12 AWG Solid 10" GSH screw, Stripped 1"	1.3(0.6)
SGPL12-12S-L	12 AWG SOLID	12(305)	1(25)	50	12 AWG Solid 12" GSH screw, Stripped 1"	1.5(0.7)
SGPL14-8S-L	14 AWG SOLID	8(203)	1(25)	50	14 AWG Solid 8" GSH screw, Stripped 1"	0.9(0.4)
SGPL10-9S-L	10 AWG SOLID	9(229)	1(25)	50	10 AWG Solid 9" GSH screw, Stripped 1"	1.2(0.6)

NOTES:

- VISIT OUR ON-LINE CATALOG AT WWW.PANDUIT.COM FOR A LIST OF CURRENT PARTS APPLICABLE FOR USE WITH THIS PRODUCT.
- ALL MATERIALS AND COMPONENTS USED MEET THE MATERIAL RESTRICTIONS OF RoHS (EUROPEAN DIRECTIVE 2011/65/EU ON THE RESTRICTION OF HAZARDOUS SUBSTANCES) AS PROPOSED BY THE RoHS TECHNICAL ADAPTATION COMMITTEE.
- ALL THE SCREWS USED IN GROUNDING WIRE ARE TAPERED DIE POINT #10-32 SCREW WITH 3/8" (3 mm) LENGTH.
- ALL WIRES ARE THHN WIRE.
- THE WIRE INSULATION COLOR IS GREEN.



TITLE									
Stronghold Grounding Pigtail Wire Customer Drawing									
CUSTOMER DRAWING									
ITEM REVISION NAME					00354EBD/01				
DATASET FILE NAME					00354EBD_DC/01				
					THIRD ANGLE PROJECTION				
MATERIAL					SEE NOTE				
					DRAWING NUMBER				
					00354EBD_DC				
DRAWN BY	DATE	CHK	SCALE						
JSUN	09/24/18	RAKL	NONE						
SHEET 1 OF 6				A					

REV	DATE	BY	CHK	APR	DESCRIPTION	ECN
01	01/03/19	JSUN	RAKL	JADE	ADD SGPL10-9S-L	041332/1
00	09/24/18	JSUN	RAKL	RGRO	INITIAL RELEASE	041332/0

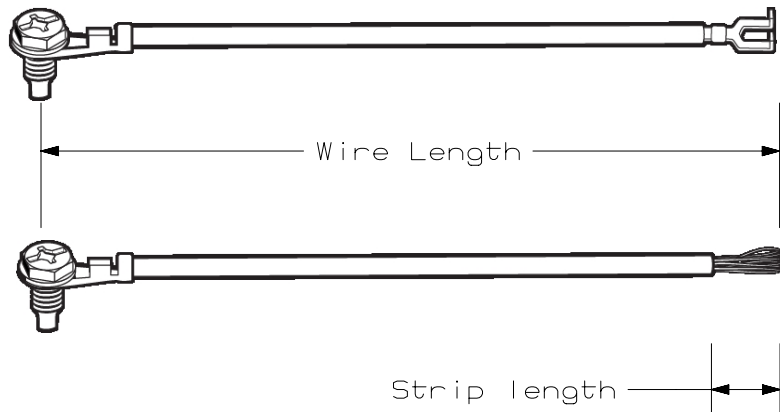
A-SIZE CUSTOMER

THIS COPY IS PROVIDED ON A RESTRICTED BASIS AND IS NOT TO BE USED IN ANY WAY DETRIMENTAL TO THE INTERESTS OF PANDUIT CORP.

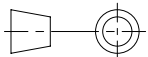
Part Number	Wire Type	Wire Length in. (mm)	Strip length in. (mm)	Pc per bag	Description	Weight lb. (kg)
SGPS12-8SRF-L	12 AWG STRANDED	8 (203)	N/A	50	12 AWG Stranded 8" - Ring Terminal and GSH Screw, Flanged Spade Terminal	1.2 (0.54)
SGPS12-8SRT-L	12 AWG STRANDED	8 (203)	0.63 (16)	50	12 AWG Stranded 8" - Ring Terminal and GSH Screw, Stripped 5/8"	0.8 (0.36)

NOTES:

- VISIT OUR ON-LINE CATALOG AT WWW.PANDUIT.COM FOR A LIST OF CURRENT PARTS APPLICABLE FOR USE WITH THIS PRODUCT.
- ALL MATERIALS AND COMPONENTS USED MEET THE MATERIAL RESTRICTIONS OF RoHS (EUROPEAN DIRECTIVE 2011/65/EU ON THE RESTRICTION OF HAZARDOUS SUBSTANCES) AS PROPOSED BY THE RoHS TECHNICAL ADAPTATION COMMITTEE.
- ALL THE SCREWS USED IN GROUNDING WIRE ARE TAPERED DIE POINT #10-32 SCREW WITH 3/8" (3 mm) LENGTH.
- THE FLANGED SPADE TERMINAL IS COMPATIBLE WITH #10-32 SCREW.
- ALL WIRES ARE THHN WIRE. BOTH RING TERMINAL AND FLANGED TERMINAL ARE MADE OF BRASS.
- THE WIRE INSULATION COLOR IS GREEN.



LISTED  
GROUNDING AND BONDING EQUIPMENT

TITLE <b>Stronghold Grounding Pigtail Wire Customer Drawing</b>										
CUSTOMER DRAWING										
ITEM REVISION NAME <b>00354EBD/01</b>					<b>PANDUIT</b>					
DATASET FILE NAME <b>00354EBD_DC/01</b>										
 THIRD ANGLE PROJECTION										
MATERIAL <b>SEE NOTE</b>					DRAWING NUMBER <b>00354EBD_DC</b>					
00	09/24/18	JSUN	RAKL	RGRO	INITIAL RELEASE	041332	DRAWN BY <b>JSUN</b>			DATE <b>09/24/18</b>
REV	DATE	BY	CHK	APR	DESCRIPTION	ECN	CHK <b>RAKL</b>	SCALE <b>NONE</b>	SHEET 2 OF 6	
SIZE <b>A</b>										

A-SIZE CUSTOMER

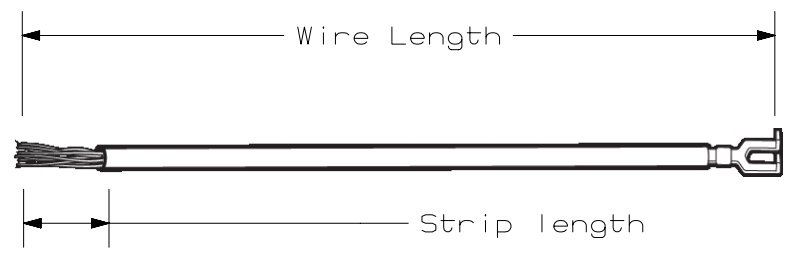
THIS COPY IS PROVIDED ON A RESTRICTED BASIS AND IS NOT TO BE USED IN ANY WAY DETRIMENTAL TO THE INTERESTS OF PANDUIT CORP.

Part Number	Wire Type	Wire Length in. (mm)	Strip length in. (mm)	Pc per bag	Description	Weight lb. (kg)
SGPS12-8FT-L	12 AWG STRANDED	8 (203)	0.63 (16)	50	12 AWG Stranded 8" - Flanged Spade Terminal, Stripped 5/8"	0.9 (0.4)

- NOTES:
- VISIT OUR ON-LINE CATALOG AT WWW.PANDUIT.COM FOR A LIST OF CURRENT PARTS APPLICABLE FOR USE WITH THIS PRODUCT.
  - ALL MATERIALS AND COMPONENTS USED MEET THE MATERIAL RESTRICTIONS OF RoHS (EUROPEAN DIRECTIVE 2011/65/EU ON THE RESTRICTION OF HAZARDOUS SUBSTANCES) AS PROPOSED BY THE RoHS TECHNICAL ADAPTATION COMMITTEE.
  - THE FLANGED SPADE TERMINAL IS COMPATIBLE WITH #10-32 SCREW.
  - ALL WIRES ARE THHN WIRE. THE FLANGED TERMINAL IS MADE OF BRASS.
  - THE WIRE INSULATION COLOR IS GREEN.



LISTED  
GROUNDING AND BONDING EQUIPMENT



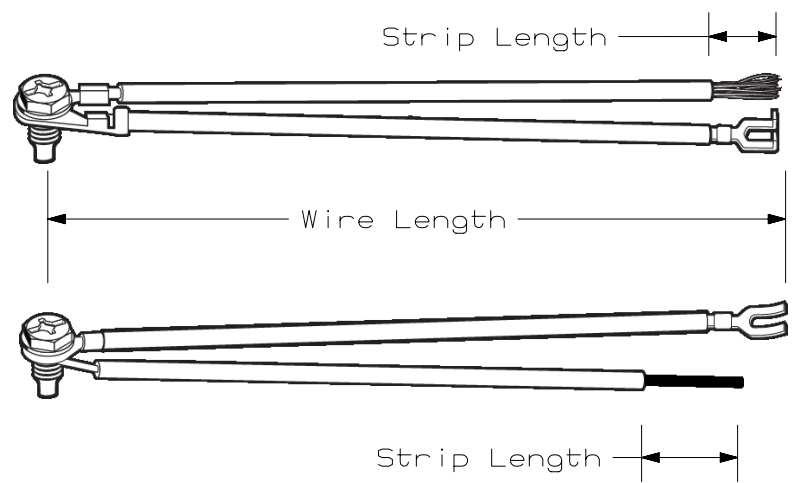
TITLE												
Stronghold Grounding Pigtail Wire Customer Drawing												
CUSTOMER DRAWING												
ITEM REVISION NAME					00354EBD/01							
DATASET FILE NAME					00354EBD_DC/01							
			THIRD ANGLE PROJECTION									
MATERIAL					SEE NOTE							
					DRAWING NUMBER							
					00354EBD_DC							
REV	DATE	BY	CHK	APR	DESCRIPTION	ECN	DRAWN BY	DATE	CHK	SCALE	SHEET 3 OF 6	SIZE
00	09/24/18	JSUN	RAKL	RGRO	INITIAL RELEASE	041332	JSUN	09/24/18	041331	NONE		A

A-SIZE CUSTOMER

THIS COPY IS PROVIDED ON A RESTRICTED BASIS AND IS NOT TO BE USED IN ANY WAY DETRIMENTAL TO THE INTERESTS OF PANDUIT CORP.

Part Number	Wire Type	Wire Length in.(mm)	Strip length in.(mm)	Pc per bag	Description	Weight lb.(kg)
SGPSS12-8SFT-Q	12 AWG STRANDED	8(203)	0.63(16)	25	One 12 AWG Stranded 8" - Ring Terminal and GSH Screw, Flanged Spade Terminal, One 8" Stranded Wire stripped 5/8"	1.1 (0.5)
SGPSL12-8SFT-Q	12 AWG SOLID AND STRANDED	8(203)	1(25)	25	One 12 AWG Stranded 8" - Ring Terminal and GSH Screw, Flanged Spade Terminal, One 8" Solid Wire stripped 1"	1(0.45)

- NOTES:
- VISIT OUR ON-LINE CATALOG AT WWW.PANDUIT.COM FOR A LIST OF CURRENT PARTS APPLICABLE FOR USE WITH THIS PRODUCT.
  - ALL MATERIALS AND COMPONENTS USED MEET THE MATERIAL RESTRICTIONS OF RoHS (EUROPEAN DIRECTIVE 2011/65/EU ON THE RESTRICTION OF HAZARDOUS SUBSTANCES) AS PROPOSED BY THE RoHS TECHNICAL ADAPTATION COMMITTEE.
  - ALL THE SCREWS USED IN GROUNDING WIRE ARE TAPERED DIE POINT #10-32 SCREW WITH 3/8" (3 mm) LENGTH.
  - THE FLANGED SPADE TERMINAL IS COMPATIBLE WITH #10-32 SCREW.
  - ALL WIRES ARE THHN WIRE. BOTH RING TERMINAL AND FLANGED TERMINAL ARE MADE OF BRASS.
  - THE WIRE INSULATION COLOR IS GREEN.



TITLE <b>Stronghold Grounding Pigtail Wire Customer Drawing</b>															
CUSTOMER DRAWING															
ITEM REVISION NAME 00354EBD/01					<b>PANDUIT</b>										
DATASET FILE NAME 00354EBD_DC/01															
THIRD ANGLE PROJECTION															
MATERIAL SEE NOTE					DRAWING NUMBER 00354EBD_DC										
00	09/24/18	JSUN	RAKL	RGRO	INITIAL RELEASE	041332	DRAWN BY JSUN			DATE 09/24/18	CHK RAKL	SCALE NONE	SHEET 4 OF 6		SIZE A
REV	DATE	BY	CHK	APR	DESCRIPTION	ECN									

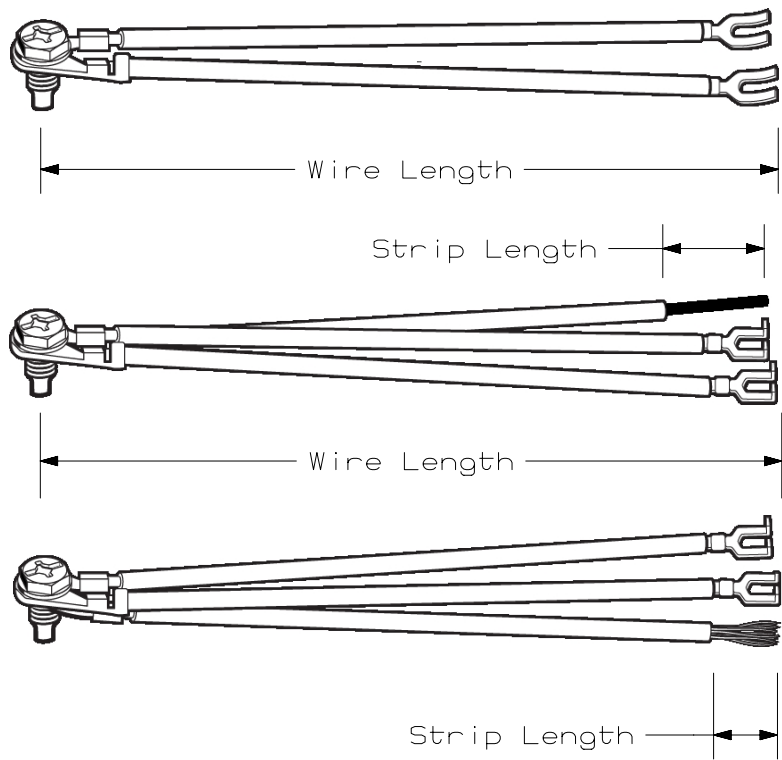
A-SIZE CUSTOMER

THIS COPY IS PROVIDED ON A RESTRICTED BASIS AND IS NOT TO BE USED IN ANY WAY DETRIMENTAL TO THE INTERESTS OF PANDUIT CORP.

Part Number	Wire Type	Wire Length in. (mm)	Strip length in. (mm)	Pc per bag	Description	Weight lb. (kg)
SGPSS12-8SFF-Q	12 AWG STRANDED	8 (203)	N/A	25	Two 12 AWG Stranded 8" - Ring Terminal and GSH Screw, Flanged Spade Terminal	1.1 (0.5)
SGPSSL12-8S-Q	12 AWG SOLID AND STRANDED	8 (203)	1 (25)	25	Two 12 AWG Stranded 8" - Ring Terminal and GSH Screw, Flanged Spade Terminal, One 8" Solid Wire stripped 1"	1.5 (0.7)
SGPSSS12-8S-Q	12 AWG STRANDED	8 (203)	0.63(16)	25	Two 12 AWG Stranded 8" - Ring Terminal and GSH Screw, One 8" Stranded Wire stripped 5/8"	1.8 (0.8)

NOTES:

1. VISIT OUR ON-LINE CATALOG AT WWW.PANDUIT.COM FOR A LIST OF CURRENT PARTS APPLICABLE FOR USE WITH THIS PRODUCT.
2. ALL MATERIALS AND COMPONENTS USED MEET THE MATERIAL RESTRICTIONS OF RoHS (EUROPEAN DIRECTIVE 2011/65/EU ON THE RESTRICTION OF HAZARDOUS SUBSTANCES) AS PROPOSED BY THE RoHS TECHNICAL ADAPTATION COMMITTEE.
3. ALL THE SCREWS USED IN GROUNDING WIRE ARE TAPERED DIE POINT #10-32 SCREW WITH 3/8" (3 mm) LENGTH.
4. THE FLANGED SPADE TERMINAL IS COMPATIBLE WITH #10-32 SCREW.
5. ALL WIRES ARE THHN WIRE. BOTH RING TERMINAL AND FLANGED TERMINAL ARE MADE OF BRASS.
6. THE WIRE INSULATION COLOR IS GREEN.



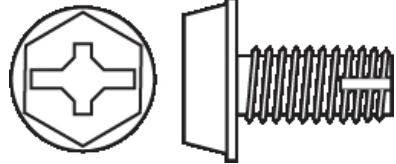
TITLE										
<b>Stronghold Grounding Pigtail Wire Customer Drawing</b>										
CUSTOMER DRAWING										
ITEM REVISION NAME					00354EBD/01					
DATASET FILE NAME					00354EBD_DC/01					
			THIRD ANGLE PROJECTION							
MATERIAL					SEE NOTE					
					DRAWING NUMBER					
					00354EBD_DC					
00	09/24/18	JSUN	RAKL	RGRO	INITIAL RELEASE	041332				
REV	DATE	BY	CHK	APR	DESCRIPTION	ECN	DRAWN BY	DATE	CHK	SCALE
							JSUN	09/24/18	RAKL	NONE
SHEET 5 OF 6										
A										

A-SIZE CUSTOMER

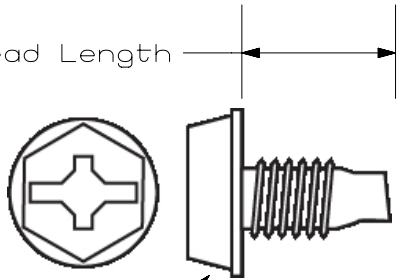
THIS COPY IS PROVIDED ON A RESTRICTED BASIS AND IS NOT TO BE USED IN ANY WAY DETRIMENTAL TO THE INTERESTS OF PANDUIT CORP.

Part Number	Screw Size	Hex size in. (mm)	Thread Length in. (mm)	Pc per bag	Description	Weight lb. (kg)	Color
GSC10-32-38-C	#10-32	0.313 (8)	0.375 (9.5)	100	Slotted, #2 Philips, Hex Head with Cutting Point	0.5 (0.2)	Green
GSH10-32-38-C	#10-32	0.313 (8)	0.375 (9.5)	100	Slotted, #2 Philips, Hex Head, #2 Robertson with Tapered Die Point	0.5 (0.2)	Green

GSC10-32-38-C



Thread Length



GSH10-32-38-C

NOTES:

- VISIT OUR ON-LINE CATALOG AT WWW.PANDUIT.COM FOR A LIST OF CURRENT PARTS APPLICABLE FOR USE WITH THIS PRODUCT.
- ALL MATERIALS AND COMPONENTS USED MEET THE MATERIAL RESTRICTIONS OF RoHS (EUROPEAN DIRECTIVE 2011/65/EU ON THE RESTRICTION OF HAZARDOUS SUBSTANCES) AS PROPOSED BY THE RoHS TECHNICAL ADAPTATION COMMITTEE.

TITLE									
Stronghold Grounding Pigtail Wire Customer Drawing									
CUSTOMER DRAWING									
ITEM REVISION NAME					00354EBD/01				
DATASET FILE NAME					00354EBD_DC/01				
			THIRD ANGLE PROJECTION						
MATERIAL					SEE NOTE				
					DRAWING NUMBER				
					00354EBD_DC				
00	09/24/18	JSUN	RAKL	RGRO	INITIAL RELEASE	041332			
REV	DATE	BY	CHK	APR	DESCRIPTION	ECN			
DRAWN BY		DATE		CHK	SCALE	SHEET 6 OF 6		SIZE	
JSUN		09/24/18		RAKL	NONE	SHEET 6 OF 6		A	

A-SIZE CUSTOMER