

# S CN BN - J 1 1 75 - SO RBP

SUNTSU

CONNECTOR

BNC

Connector Type  
Jack

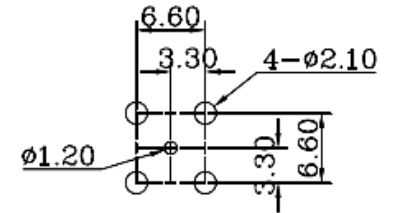
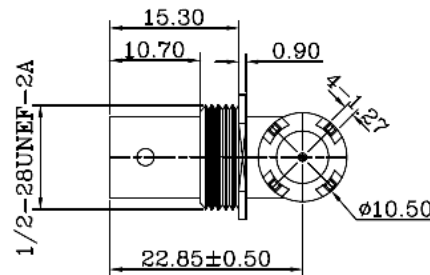
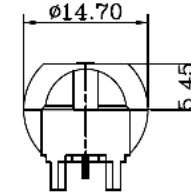
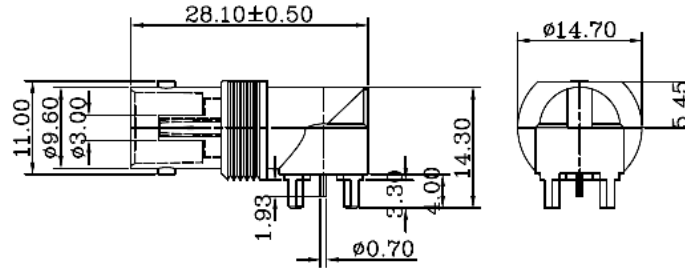
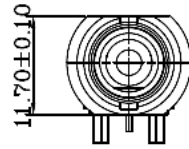
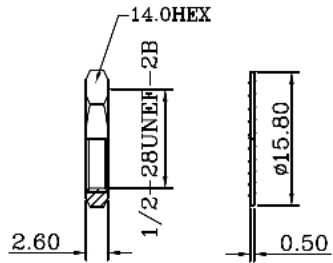
Rows

Connectors  
per Row

Impedance  
75

Contact Termination  
Solder

Mounting Style  
Right Angle  
Bulkhead PCB  
Mount



**Recommended  
Mounting  
Layout**

1. Materials:
  - a) Body: Zinc Tin Plated
  - b) Contact: Brass Tin Plated
  - c) Insulator: Teflon Natural
2. Normal Impedance: 75Ω
3. Frequency Range: 0-1 GHz
4. Max Peak Voltage: 500V
5. Dielectric Strength: 1500V RMS
6. Insulation Resistance: 5000MΩ/Min



**BNC FEMALE RIGHT ANGLE  
PCB MOUNT**

Document History				Part No.	REV.	Drawn	Page
Edits Made	Date	Edited By	Approved By	SCNBN-J1175-SORBP	A	B. Gibbons	06/28/2021
Initial Release	06/28/2021	B. Gibbons	KH Mun				06/28/2021
				Drawing No.	SCALE	Checked	1 / 1
					None	KH Mun	
				Tolerance	UNIT	Approved	
					0.5-15 = ±0.15 15-30 = ±0.30 30-120 = ±0.60 >120 = ±1.00	mm	06/28/2021