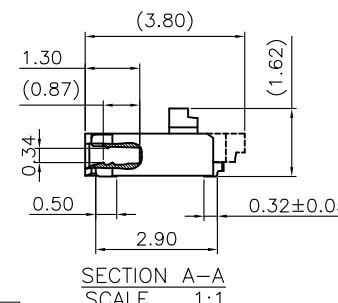
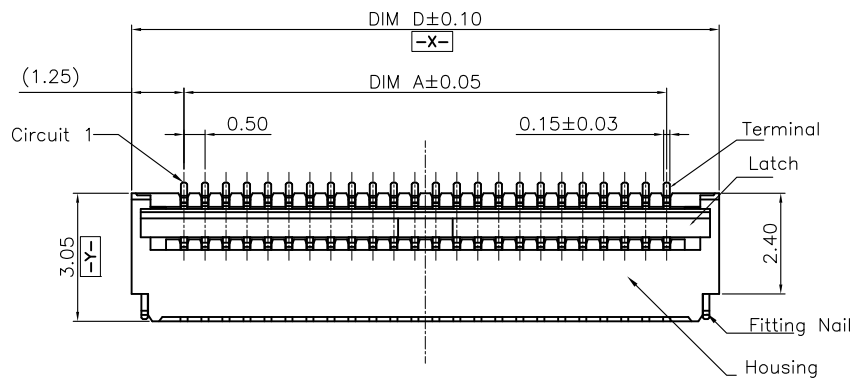
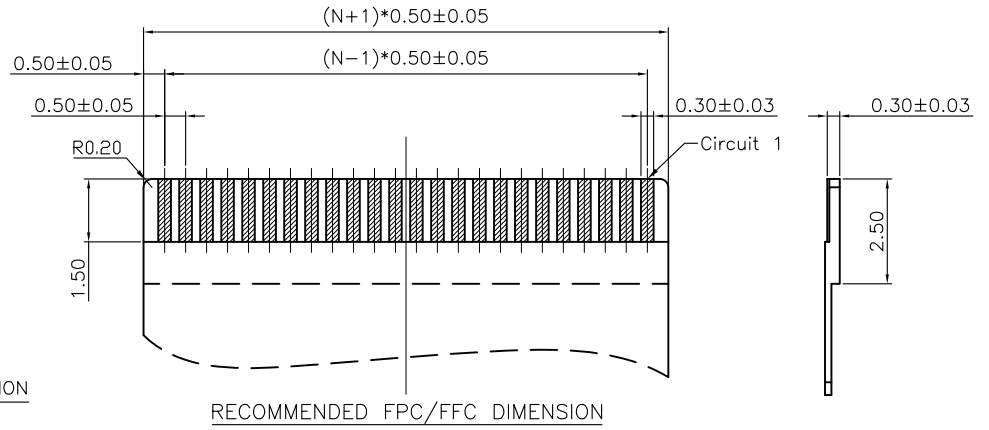
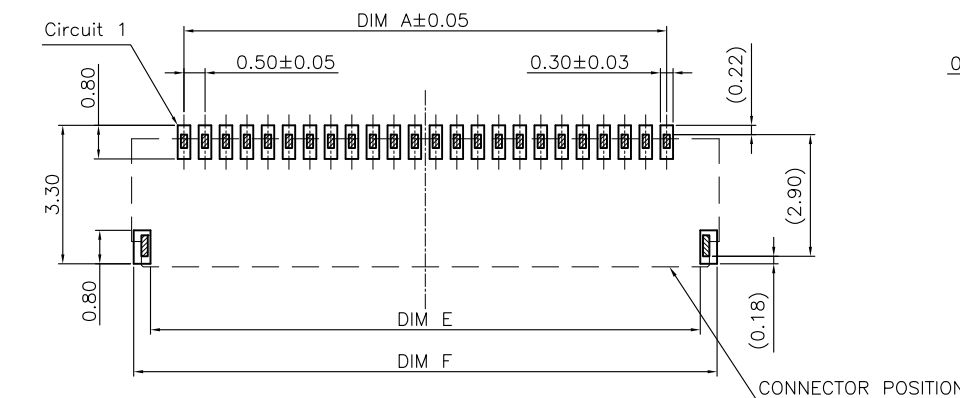
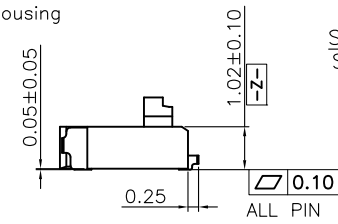
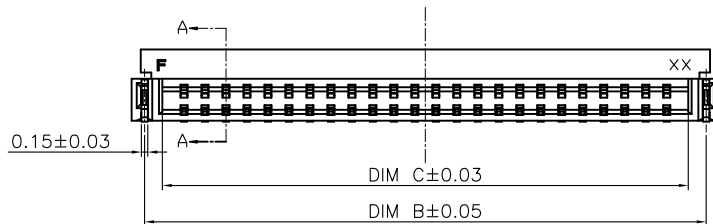


REV.	ECR/ECN No.	DESCRIPTION	DRAWN/DATE	CHECKED/DATE	APPROVED/DATE
A	/	NEW RELEASE	May 2020-01-14	Rain.han 2020-01-14	Leo.Liu 2020-01-14



- Note:
- Material:
 - Housing: LCP .UL94V-0; Color: natural.
 - Latch: PA9T .UL94V-0; Color: black.
 - Terminal: Phosphor bronze.
 - Fitting Nail: Phosphor bronze.
 - Finish:
 - Terminal:
 - 1~2.5u" Nickel under plating over all
 - 0.075u" Gold on contact and Gold Flash on Solder
 - Fitting Nail:
 - 1~2.5u" Nickel under plating over all
 - 2~3u" Matte tin over all
 - Product must comply HF RoHS specification.
 - PART NO. LEGEND:
 - F331-1A7H1-210**-E200
 - NO. OF POSITIONS
 - 2:Halogen free
 - 7H:Regional gold plated 0.075um min.



SIZE	A	B	C	D	E	F	SIZE	A	B	C	D	E	F	SIZE	A	B	C	D	E	F
4	1.50	3.38	2.53	4.00	3.10	3.90	18	8.50	10.38	9.53	11.00	10.10	10.90	32	15.50	17.38	16.53	18.00	17.10	17.90
5	2.00	3.88	3.03	4.50	3.60	4.40	19	9.00	10.88	10.03	11.50	10.60	11.40	33	16.00	17.88	17.03	18.50	17.60	18.40
6	2.50	4.38	3.53	5.00	4.10	4.90	20	9.50	11.38	10.53	12.00	11.10	11.90	34	16.50	18.38	17.53	19.00	18.10	18.90
7	3.00	4.88	4.03	5.50	4.60	5.40	21	10.00	11.88	11.03	12.50	11.60	12.40	35	17.00	18.88	18.03	19.50	18.60	19.40
8	3.50	5.38	4.53	6.00	5.10	5.90	22	10.50	12.38	11.53	13.00	12.10	12.90	36	17.50	19.38	18.53	20.00	19.10	19.90
9	4.00	5.88	5.03	6.50	5.60	6.40	23	11.00	12.88	12.03	13.50	12.60	13.40	37	18.00	19.88	19.03	20.50	19.60	20.40
10	4.50	6.38	5.53	7.00	6.10	6.90	24	11.50	13.38	12.53	14.00	13.10	13.90	38	18.50	20.38	19.53	21.00	20.10	20.90
11	5.00	6.88	6.03	7.50	6.60	7.40	25	12.00	13.88	13.03	14.50	13.60	14.40	39	19.00	20.88	20.03	21.50	20.60	21.40
12	5.50	7.38	6.53	8.00	7.10	7.90	26	12.50	14.38	13.53	15.00	14.10	14.90	40	19.50	21.38	20.53	22.00	21.10	21.90
13	6.00	7.88	7.03	8.50	7.60	8.40	27	13.00	14.88	14.03	15.50	14.60	15.40	41	20.00	21.88	21.03	22.50	21.60	22.40
14	6.50	8.38	7.53	9.00	8.10	8.90	28	13.50	15.38	14.53	16.00	15.10	15.90	42	20.50	22.38	21.53	23.00	22.10	22.90
15	7.00	8.88	8.03	9.50	8.60	9.40	29	14.00	15.88	15.03	16.50	15.60	16.40	43	21.00	22.88	22.03	23.50	22.60	23.40
16	7.50	9.38	8.53	10.00	9.10	9.90	30	14.50	16.38	15.53	17.00	16.10	16.90	44	21.50	23.38	22.53	24.00	23.10	23.90
17	8.00	9.88	9.03	10.50	9.60	10.40	31	15.00	16.88	16.03	17.50	16.60	17.40	45	22.00	23.88	23.03	24.50	23.60	24.40

UNLESS OTHERWISE SPECIFIED TOLERANCES		ANGLE OF PROJECTION		 Amphenol Aorora Technology (Huizhou) Co.,Ltd	
X.	±0.30	X. °	± 5'		
X.X	±0.25	X.X °	± 4'	DOC TYP	Customer Drw
X.XX	±0.20	X.XX °	± 3'	DRAWN	DATE
X.XXX	±0.15	X.XXX °	± 2'	DESIGN	DATE
LINEAR DIMS		ANGLES DIMS		CHECKED	DATE
DWG NO.: A-S0572		APPROVED		DATE	DATE
MATERIAL		SEE NOTES		Leo.Liu	2020-01-14
FINISHED		SEE NOTES		SCALE	1:1
TITLE:		PART NUMBER:		SIZE	A4
0.5MM FFC/FPC DUAL CONTACT SIDE CONNECTOR WITHOUT LOCK(H=1.00)		F331-1A7H1-210**-E200		REV.	A
SHEET		1 OF 1		UNIT : mm	