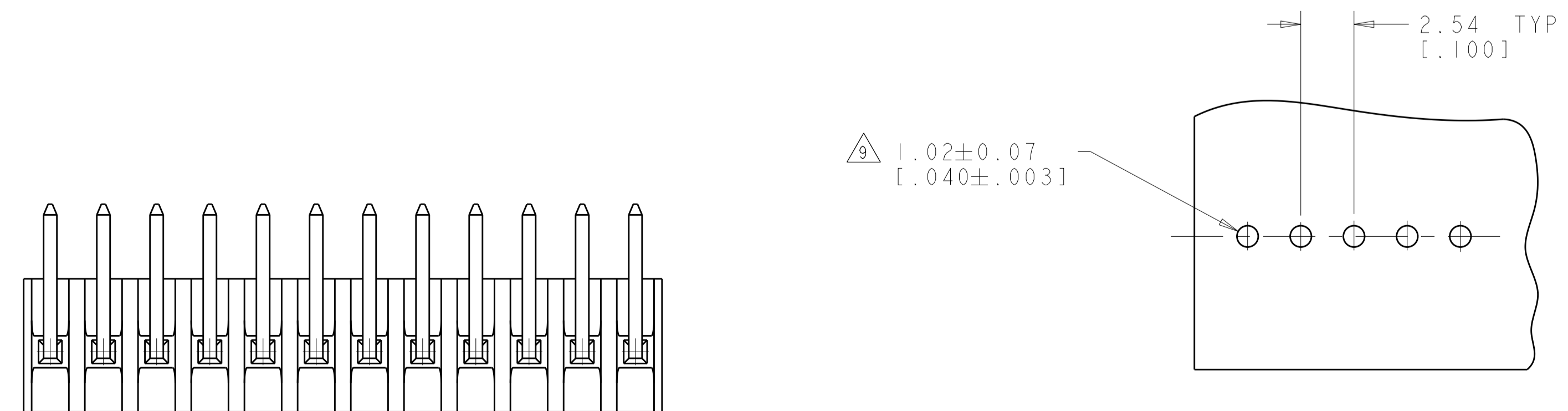
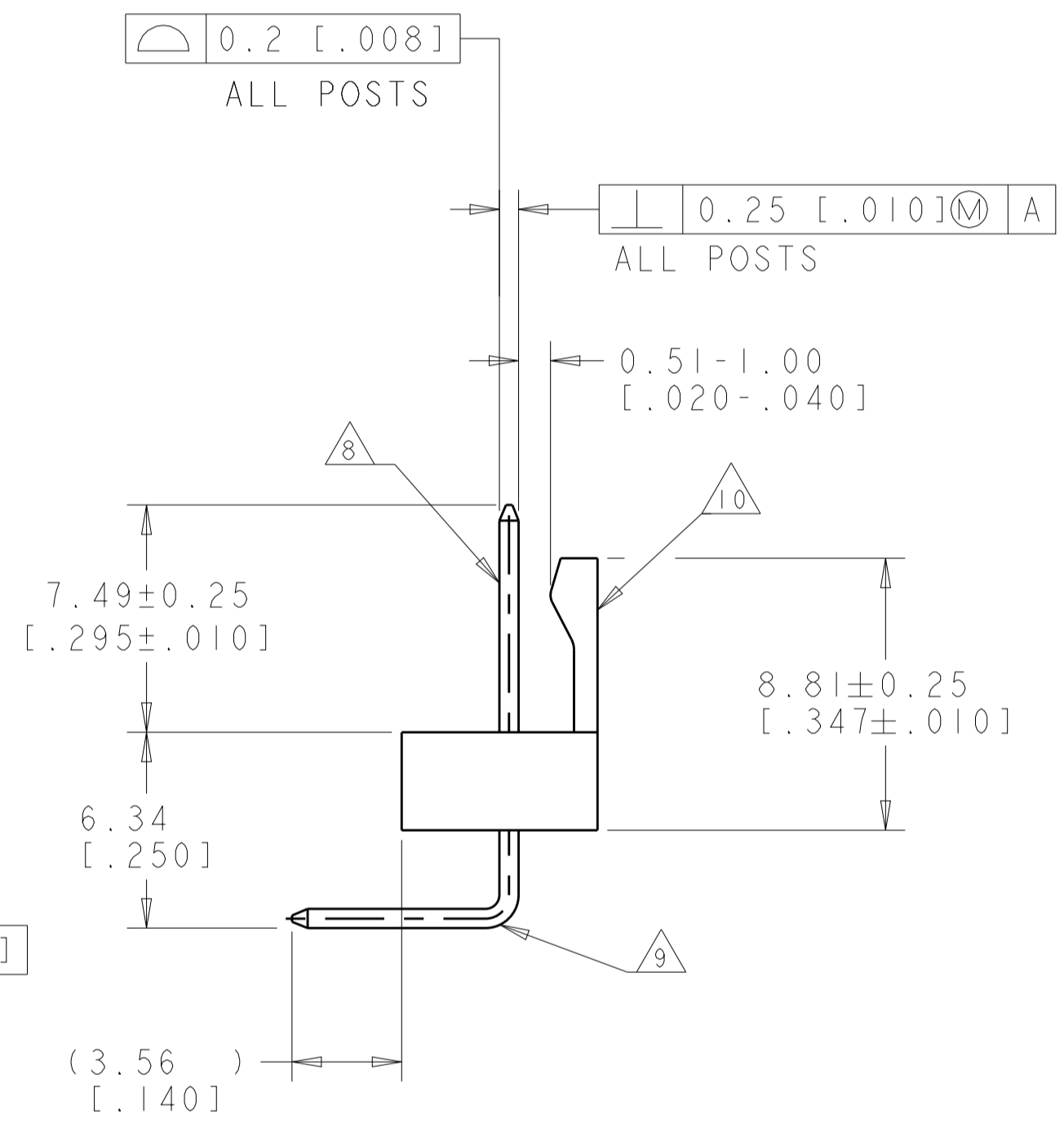
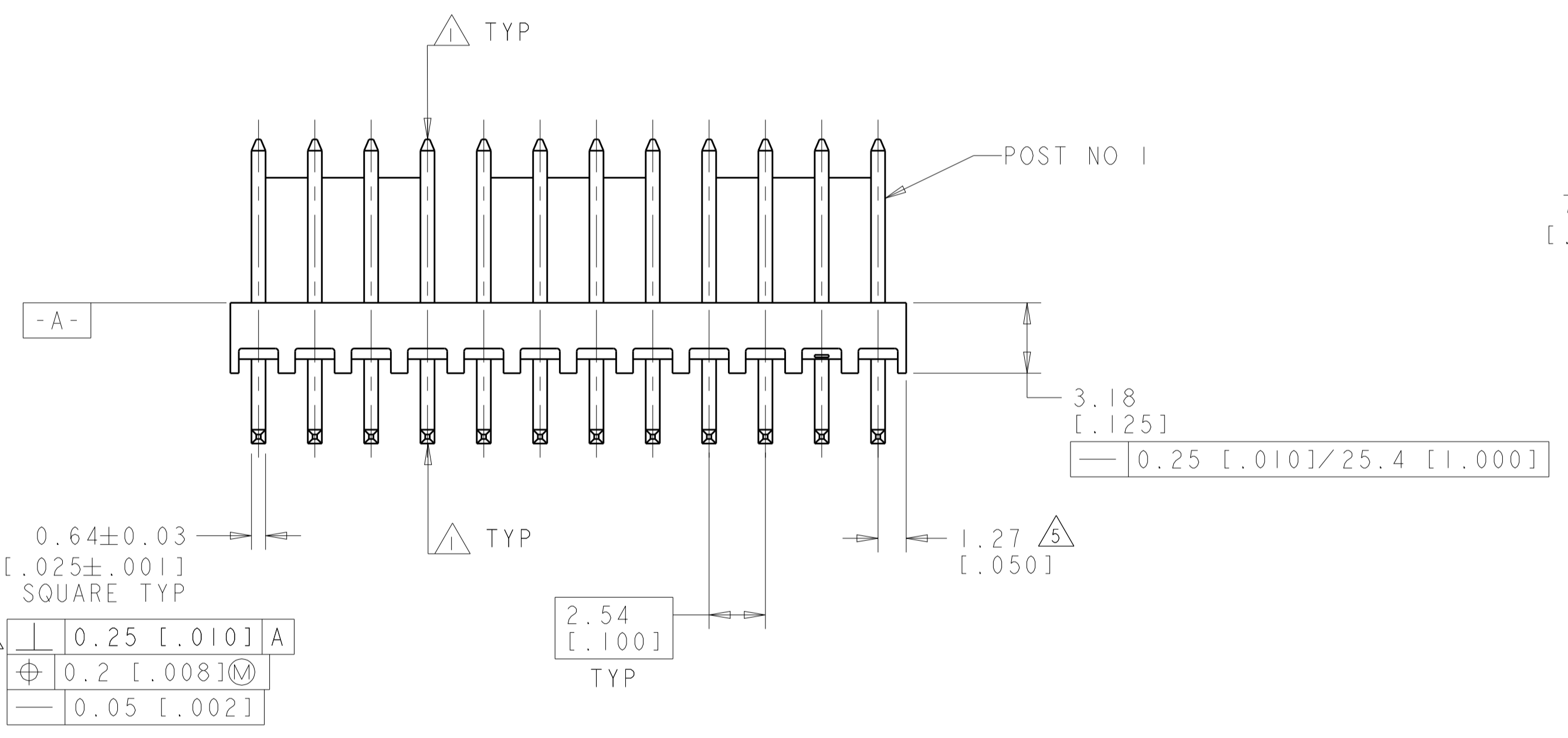
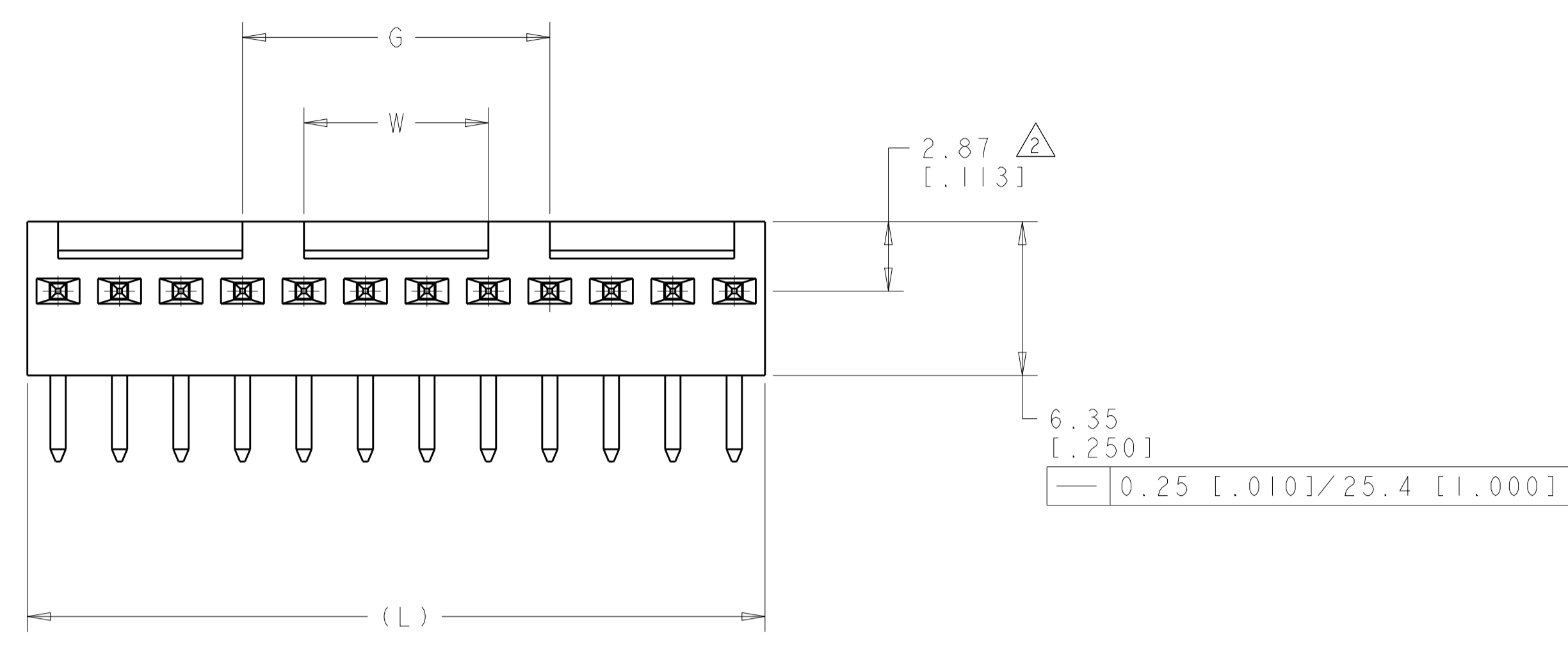


LOC		DIST		REVISIONS			
CM	00	P	LTN	DESCRIPTION	DATE	DWN	APVD
		D1		REVISED PER ECR-15-007038	29SEP2015	NK	PQ
		D2		REVISED PER ECR-18-004355	19JUN2018	BDA	SG
		E		REVISED PER ECR-19-015071	15OCT2019	BDA	SW



RECOMMENDED MOUNTING HOLE PATTERN
 FOR 1.57±0.20 [0.062±0.008] THICK P.C. BOARD

- △ POST WITHSTAND 13 NEWTONS (3 LBS) MIN AXIAL FORCE IN DIRECTION SHOWN WITHOUT DISLODGING.
- △ MEASURED AT -A-.
- 3. PARTS COMPLY WITH SOLDERABILITY SPEC 109-11-2/12.
- △ MATERIAL: HEADER - PBT, GLASS FILLED.
 POST - COPPER ALLOY
 PLATING: -2 THRU -12 (93/7) TIN-LEAD PLATED.
 -32 THRU -42 MATTE 100% TIN PLATED
- △ COORDINATE DIMENSION APPLIES FROM CENTER OF ACTUAL FEATURE.
- △ POSTS TO BE MEASURED WHEN STRIP HELD FLAT.
- 7. DIMENSIONS IN BRACKETS ARE IN INCHES.
- △ TOLERANCES APPLY TO SOLDER SIDE OF BOARD.
- △ ONE HOLE MAY BE UNDERSIZED 0.81-0.90 [0.032-0.035] DIAMETER FOR ASSEMBLY RETENTION DURING PROCESSING.
- △ AMP LOGO, UL, AND CSA TRADEMARKS TO APPEAR ON THIS SURFACE.

7.62 [0.300]	12.70 [0.500]	30.48 [1.200]	12	4-647630-2
-	10.16 [0.400]	27.94 [1.100]	11	4-647630-1
-	7.62 [0.300]	25.40 [1.000]	10	4-647630-0
-	5.08 [0.200]	22.86 [0.900]	9	3-647630-9
-	2.54 [0.100]	20.32 [0.800]	8	3-647630-8
-	-	17.78 [0.700]	7	3-647630-7
-	-	15.24 [0.600]	6	3-647630-6
-	-	12.70 [0.500]	5	3-647630-5
-	-	10.16 [0.400]	4	3-647630-4
-	-	7.62 [0.300]	3	3-647630-3
-	-	5.08 [0.200]	2	3-647630-2

SUPERSEDED BY 4-647630-2	7.62 [0.300]	12.70 [0.500]	30.48 [1.200]	12	1-647630-2
SUPERSEDED BY 4-647630-1	-	10.16 [0.400]	27.94 [1.100]	11	1-647630-1
SUPERSEDED BY 4-647630-0	-	7.62 [0.300]	25.40 [1.000]	10	1-647630-0
SUPERSEDED BY 3-647630-9	-	5.08 [0.200]	22.86 [0.900]	9	647630-9
SUPERSEDED BY 3-647630-8	-	2.54 [0.100]	20.32 [0.800]	8	647630-8
SUPERSEDED BY 3-647630-7	-	-	17.78 [0.700]	7	647630-7
OBSOLETE	-	-	15.24 [0.600]	6	647630-6
OBSOLETE	-	-	12.70 [0.500]	5	647630-5
OBSOLETE	-	-	10.16 [0.400]	4	647630-4
OBSOLETE	-	-	7.62 [0.300]	3	647630-3
SUPERSEDED BY 3-647630-2	-	-	5.08 [0.200]	2	647630-2

W	G	L	NO OF POSN	PART NO
THIS DRAWING IS A CONTROLLED DOCUMENT.				
DIMENSIONS: mm [INCHES]		TOLERANCES UNLESS OTHERWISE SPECIFIED:		
0 PLC ±		1 PLC ±		
2 PLC ±		3 PLC ±		
4 PLC ±		ANGLES ± ° 30		
MATERIAL		FINISH		
WEIGHT		Customer Drawing		
DWN: K. WHITAKER 20-DEC-2002		CHK: D. BOSSI 20-DEC-2002		
APVD: D. BOSSI 20-DEC-2002		NAME: MTA-100 HEADER ASSEMBLY, FRICTION LOCK, 0.25 SQUARE, RIGHT ANGLE, FRONT BEND POST, TIN PLATED		
SIZE: A1		CAGE CODE: 647630		
SCALE: 5:1		SHEET: 1 OF 1		