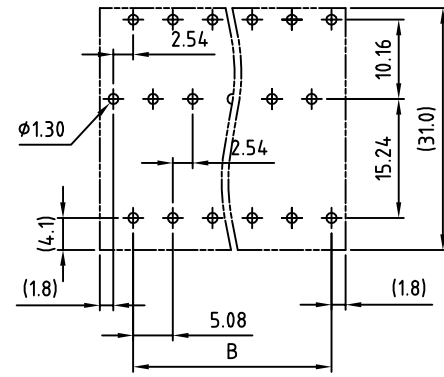
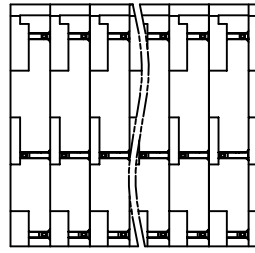
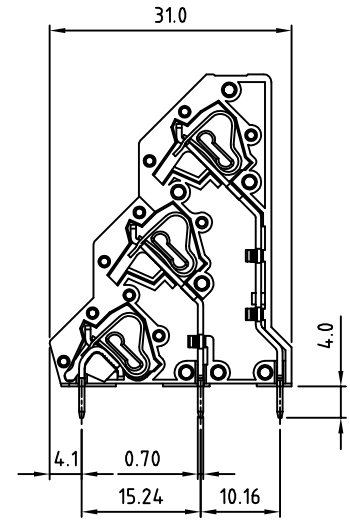
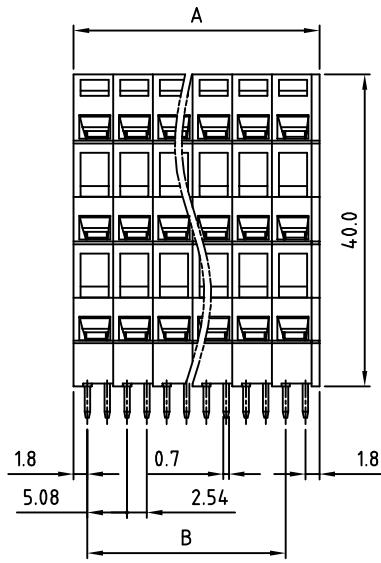


SIGN	DATE	DESCRIPTION	APPROVER

THIS IS CAD DRAWING, DO NOT REVISE MANUALLY!!!



PCB Layout

- Material:
- Terminal body
  - (Contact pin): Brass
  - Wire guard: Stainless steel
  - Surface of solder tail: Tin plated
  - Insulator(housing): Thermoplastic (UL94V-0)
- Electrical: cULus
- Voltage rating: 300V
  - Current rating: 10A
  - Wire range:
    - Solid wire(AWG): 12-28
    - Stranded wire(AWG): 12-28
  - Wire strip length: 6-7mm
  - Withstanding Voltage: 1.6KV
  - Operating temperature: -30°C to +105°C
  - Soldering temperature: 250°C±10°C/5 Sec

RoHS Compliant

PART NUMBER:

OSTHRXX3081

- No. of Poles
- 06: 3x2 POLES
  - 09: 3x3 POLES
  - 69: 3x23POLES
  - 72: 3x24 POLES

- COLOR
- 0: BLACK
  - 5: Green
  - 6: Blue
  - 8: Grey (Standard)

THESE DRAWINGS AND SPECIFICATIONS ARE THE PROPERTY OF ON-SHORE TECHNOLOGY, INC. AND SHALL NOT BE REPRODUCED, COPIED OR USED IN ANY MANNER WITHOUT THE PRIOR WRITTEN CONSENT OF ON-SHORE TECHNOLOGY, INC.

POLE	2	3	4	5	6	7	8	9	10	11	12	
A	11.16	16.24	21.32	26.40	31.48	36.56	41.64	46.72	51.80	56.88	61.96	
B	5.08	10.16	15.24	20.32	25.40	30.48	35.56	40.64	45.72	50.80	55.88	
Tol.	±0.10					±0.15						
POLE	13	14	15	16	17	18	19	20	21	22	23	24
A	67.04	72.12	77.20	82.28	87.36	92.44	97.52	102.60	107.68	112.76	117.84	122.92
B	60.96	66.04	71.12	76.20	81.28	86.36	91.44	96.52	101.60	106.68	111.76	116.84
Tol.	±0.20					±0.30						



TITLE	OSTHR 5.08mm Series (Solder pins staggered by half the pin spacing)						
PART NO.	OSTHRXX3081			DWG NO.	OSTHRXX3081.DWG		
APPROVED	CHECKED	DESIGNED	DRAWN	CUST NO.	Tolerance		
		Tony 2007.11.19	Tony 2007.11.19			UNIT: mm	X. ±0.50
						SCALE: NONE	X.X ±0.30
					SHEET: 01/01	REV.: C	X.XX ±0.10
							X° ±1°