

Patch cable - VS-RJ45-RJ45R-94P-5,0 - 1418154

Please be informed that the data shown in this PDF Document is generated from our Online Catalog. Please find the complete data in the user's documentation. Our General Terms of Use for Downloads are valid (<http://phoenixcontact.com/download>)



Patch cable, CAT5e, 4-pair, shielded, line, assembled at both ends with straight and angled RJ45/IP20 heads, length: 5 m



Ethernet

Key Commercial Data

Packing unit	1 pc
Weight per Piece (excluding packing)	250.0 g
Custom tariff number	85444210
Country of origin	China

Technical data

Dimensions

Length of cable	5 m
-----------------	-----

Ambient conditions

Degree of protection	IP20
----------------------	------

General data

Number of positions	8
Signal type/category	Ethernet CAT5 (IEC 11801:2002), 1 Gbps

Characteristics head 1

Head type	Plug straight RJ45 / IP20
No. of positions (pin connector pattern)	8 (8)
Color	black
Material (component)	CuSn (Contact)
	Ni/Au (Contact surface)
	PC (Contact carriers)
	TPU (Grip)

Patch cable - VS-RJ45-RJ45R-94P-5,0 - 1418154

Technical data

Characteristics head 1

Shielded	Yes
----------	-----

Characteristics head 2

Head type	Plug angled RJ45 / IP20
No. of positions (pin connector pattern)	8 (8)
Color	black
Material (component)	CuSn (Contact)
	Ni/Au (Contact surface)
	PC (Contact carriers)
	TPU (Grip)
Shielded	Yes

Cable

Cable type	Ethernet, flexible, CAT5
Cable type (abbreviation)	94B
UL AWM style	20963 (80°C/30 V)
Signal type/category	Ethernet CAT5 (IEC 11801), 1 Gbps
Cable structure	4x2xAWG26/7; SF/UTP
Conductor cross section	4x 2x 0.14 mm ²
AWG signal line	26
Conductor structure signal line	7x 0.16 mm
Core diameter including insulation	0.96 mm
Wire colors	white/blue-blue, white/orange-orange, white/green-green, white/brown-brown
Twisted pairs	2 cores to the pair
Overall twist	4 pairs for core
Shielding	Aluminum-coated foil, tinned copper braided shield
Optical shield covering	70 %
External sheath, color	water blue RAL 5021
Outer sheath thickness	1.05 mm
External cable diameter D	6.4 mm ±0.2 mm
Minimum bending radius, fixed installation	4 x D
Minimum bending radius, flexible installation	8 x D
Tensile strength short-term/long-term	≤ 100 N
Cable weight	47 kg/km
Outer sheath, material	PUR
Material conductor insulation	Foamed PE
Conductor material	Bare Cu litz wires
Insulation resistance	≥ 500 MΩ*km

Patch cable - VS-RJ45-RJ45R-94P-5,0 - 1418154

Technical data

Cable

Conductor resistance	≤ 290 Ω/km
Cable capacity	48 nF/km (at 1 kHz)
Wave impedance	100 Ω ±5 Ω (at 100 MHz)
Signal runtime	5.3 ns/m
Coupling resistance	≤ 100.00 mΩ/m (At 10 MHz)
Nominal voltage, cable	≤ 100 V
Test voltage Core/Core	700 V (50 Hz, 1 min.)
Test voltage Core/Shield	700 V (50 Hz, 1 min.)
Flame resistance	According to IEC 60332-1-2
Halogen-free	According to IEC 60754-1
Resistance to oil	according to EN 60811-2-1
Ambient temperature (operation)	-40 °C ... 80 °C (cable, fixed installation)
	-20 °C ... 80 °C (cable, flexible installation)
Ambient temperature (installation)	-20 °C ... 80 °C
Ambient temperature (storage/transport)	-20 °C ... 80 °C

Classifications

eCl@ss

eCl@ss 4.0	27250591
eCl@ss 4.1	27240409
eCl@ss 5.0	27259207
eCl@ss 5.1	27061801
eCl@ss 6.0	19170107
eCl@ss 7.0	19170112
eCl@ss 8.0	27060308

ETIM

ETIM 2.0	EC001262
ETIM 3.0	EC001262
ETIM 4.0	EC000830
ETIM 5.0	EC002599

UNSPSC

UNSPSC 6.01	26121609
UNSPSC 7.0901	26121609
UNSPSC 11	26121609
UNSPSC 12.01	26121609

Patch cable - VS-RJ45-RJ45R-94P-5,0 - 1418154

Classifications

UNSPSC

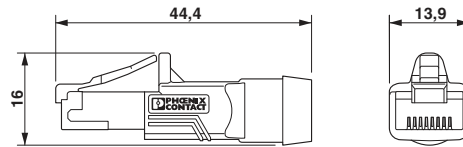
UNSPSC 13.2	26121609
-------------	----------

Drawings

Cable cross section



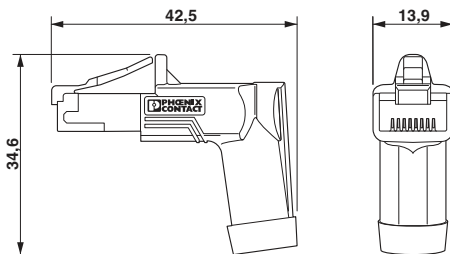
Dimensional drawing



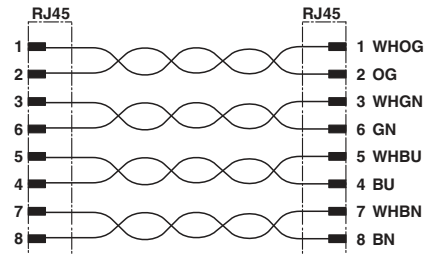
RJ45 connector, IP20

Ethernet, flexible, CAT5 [94B]

Dimensional drawing



Circuit diagram



RJ45 connector, IP20, angled