

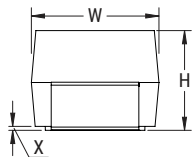
**Sample Kit Contents**

KEMET Part Number	Case Code/ Case Size	Rated Cap	Rated Voltage	DC Leakage	DF	ESR	Quantity
	KEMET/EIA	μF	VDC	μAmps +25°C Maximum	% at +25°C 120 Hz Maximum	mΩ at 25°C 100 kHz Maximum	
T540B476M006AH6710	B/3528-21	47	6.3	30.0	8	80	5
T540D337M006AH6710	D/7343-31	330	6.3	208.0	10	40	5
T540D337M006AH8710	D/7343-31	150	10	150.0	10	25	5
T540D157M010AH6720	D/7343-31	150	10	150.0	10	25	5
T541X337M016AH6520	X/7343-43	330	16	528.0	10	25	5
T541X476M035AH6710	X/7343-43	47	35	165.0	10	60	5
T541X336M050AH6710	X/7343-43	33	50	165.0	10	75	5
T543B107M010AHE150	B/3528-21	100	10	100.0	10	150	10
T543X476K035AHE030	X/7343-43	47	35	165.0	10	30	10
T543X336M050AHE040	X/7343-43	33	50	165.0	10	40	10
T550B256K100AH	B	25	100	18.8	5	190	1
T550B107K060AH	B	100	60	45.0	5	100	1
T550B756K075AH	B	75	75	42.2	5	110	1

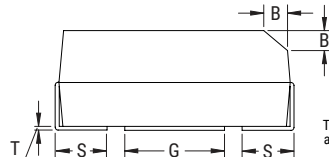
**Dimensions – Millimeters (Inches)**

Metric will govern

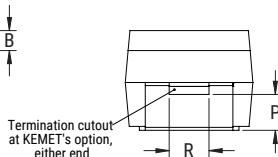
CATHODE (-) END VIEW



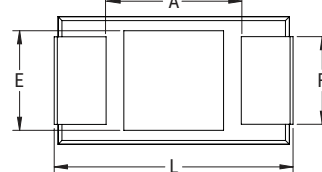
SIDE VIEW



ANODE (+) END VIEW



BOTTOM VIEW

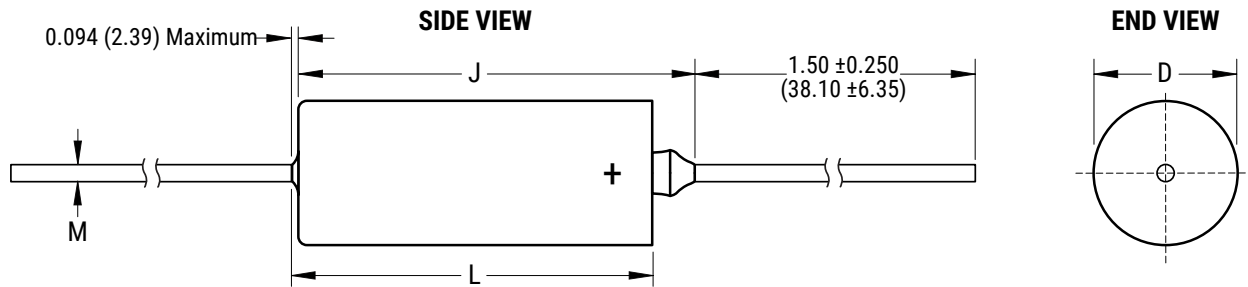


Case Size		Component												
KEMET	EIA	L*	W*	H*	F* ±0.1 ±(0.004)	S* ±0.3 ±(0.012)	B* ±0.15 (Ref) ±0.006	X (Ref)	P (Ref)	R (Ref)	T (Ref)	A (Min)	G (Ref)	E (Ref)
B	3528-21	3.5±0.2 (0.138±0.008)	2.8±0.2 (0.110±0.008)	1.9±0.2 (0.075±0.004)	2.2 (0.087)	0.8 (0.031)	0.4 (0.016)	0.10±0.10 (0.004±0.004)	0.5 (0.020)	1.0 (0.039)	0.13 (0.005)	1.9 (0.075)	1.8 (0.071)	2.2 (0.087)
D	7343-31	7.3±0.3 (0.287±0.012)	4.3±0.3 (0.169±0.012)	2.8±0.3 (0.110±0.012)	2.4 (0.094)	1.3 (0.051)	0.5 (0.020)	0.10±0.10 (0.004±0.004)	0.9 (0.035)	1.0 (0.039)	0.13 (0.005)	3.8 (0.150)	3.5 (0.138)	3.5 (0.138)
X	7343-43	7.3±0.3 (0.287±0.012)	4.3±0.3 (0.169±0.012)	4.0±0.3 (0.157±0.012)	2.4 (0.094)	1.3 (0.051)	0.5 (0.020)	0.10±0.10 (0.004±0.004)	1.7 (0.067)	1.0 (0.039)	0.13 (0.005)	3.8 (0.150)	3.5 (0.138)	3.5 (0.138)

Notes: (Ref) – Dimensions provided for reference only.

\* MIL-PRF-55365/8 specified dimensions

## Dimensions – Millimeters (Inches) cont.



Case Code	Case Size	Uninsulated Case				Insulated Case	
		L	D	M	J	D	L
	MIL-PRF-39006	±0.79 (0.031)	+0.41 (0.016) -0.38 (0.015)	±0.05 (0.002)	J max	+0.41 (0.016) -0.38 (0.015)	±0.79 (0.031)
B	T2	16.51 (0.650)	7.09 (0.279)	0.64 (0.025)	20.88 (0.822)	7.34 (0.289)	17.42 (0.686)

## Moisture Sensitivity Notice

These KEMET devices are Moisture Sensitivity Level 3 (MSL3) rated per J-STD-020D. Mass production quantities are packaged in moisture resistant packaging and must be handled per J-STD-020D MSL3 requirements.