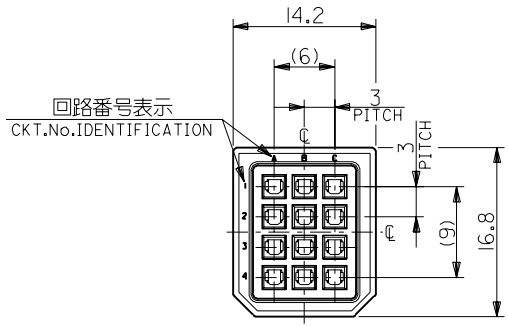
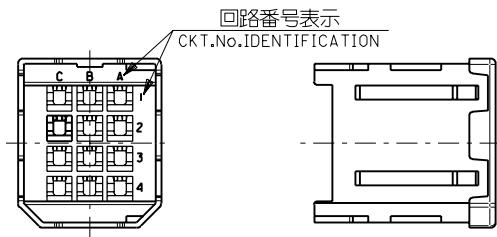
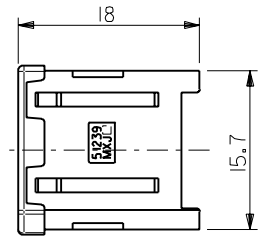


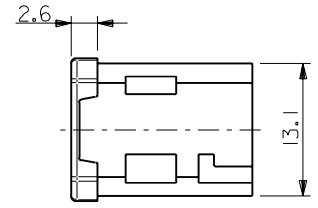
DWG. NO. SD-51239-004



嵌合側
MATING SIDE



電線挿入側
WIRE SIDE



注記
NOTES

1. 材質
MATERIAL
ガラス入りPBT樹脂 UL94V-0 色:黒
HOUSING : PBT G.F. UL94V-0 COLOR : BLACK
2. 適用端子 : 56120-8*90 , 56121-8*90
APPLICABLE CRIMP PIN : 56120-8*90 , 56121-8*90
3. 適用シエルボディ : 56380-1200
APPLICABLE SHELL BODY : 56380-1200
4. 適用シエルカバー : 56381-1200
APPLICABLE SHELL COVER : 56381-1200
5. 嵌合相手 : 51233-121*
MEET WITH : 51233-121*

<誤嵌合防止キー (極性) タイプ> <POLARITY KEY TYPE>

51239-1201	51239-1202	51239-1203	51239-1204	51239-1205
STANDARD TYPE	A TYPE	B TYPE	C TYPE	D TYPE

A-2	D	51239-1205	51239-***0*	12
C-3	C	51239-1204		
B-3	B	51239-1203		
B-2	A	51239-1202		
—	STANDARD	51239-1201		
POLARITY POSITION (CIRCUIT No.)	POLARITY TYPE	MATERIAL No.	MODEL No.	CIRCUIT

DO NOT SCALE DRAWING

EC NO. DRWN: CHK: APPR:	EC NO. DRWN: CHK: APPR:	EC NO. DRWN: CHK: APPR:	REVISED 01/10/04 EC NO. J2002-0786 DRWN: S.AKIYAMA CHK: J.MIYAZAWA APPR: Y.O.ITO	RELEASED 01/02/09 EC NO. JD2001-1040 DRWN: S.AKIYAMA CHK: J.MIYAZAWA APPR: H.IKESUGI	MATERIAL 材料 注記参照 SEE NOTES	GENERAL TOLERANCES: (UNLESS SPECIFIED) 一般公差	SCALE 2-1	DESIGN UNITS <input checked="" type="checkbox"/> mm <input type="checkbox"/> INCH	THIRD ANGLE PROJECTION	DIMENSIONS: <input type="checkbox"/> mm <input type="checkbox"/> INCH <input checked="" type="checkbox"/> mm ONLY	SHT REVISE ON CAD ONLY	REV
			A	0	FINISH 仕上げ —	10 UNDER 未満 ±0.2	DRAWN BY & DATE S. Akiyama 01/01/25	TITLE: COMPACT ROBOT CONN. (CRC) PLUG SOCKET HS'G				
					WIRE RANGE 適用電線範囲 —	10 OVER 30 UNDER 以上 未満 ±0.25	CHECKED BY & DATE J. Miyazawa / Y. Ito					
					INS. RANGE 被覆外径 —	30 OVER 以上 ±0.3	APPROVED BY & DATE S. Akiyama					
						ANGLE 角度 ±3°	CAD FILE NAME 51239004.S01					
THIS DRAWING CONTAINS INFORMATION THAT IS PROPRIETARY TO MOLEX INCORPORATED AND SHOULD NOT BE USED WITHOUT WRITTEN PERMISSION.												
												SIZE B