


# NSYTRR62

## SPRING TERMINAL, FEED THROUGH, 2 POINTS, 6MM<sup>2</sup>, GREY



### Main

Range	Lineryg
Product name	Lineryg TR
Product or Component Type	Terminal block
Device short name	TRR
Accessory / separate part category	Connection accessory
Terminal block type	Passthrough
Terminal block level	1
Mounting Mode	Clip-on
Nominal cross section	0.01 in <sup>2</sup> (6 mm <sup>2</sup> )
Length	2.74 in (69.5 mm)
Color	Gray
Quantity per Set	Set of 50

### Complementary

Width	0.32 in (8.2 mm)
Height	1.71 in (43.5 mm)
Connections - terminals	1 x spring terminal upstream 1 x spring terminal downstream
Number of connections	2
Connection position	Top
Number of measurement input	2
Cable cross section	0.00...0.01 In <sup>2</sup> (0.5...6 mm <sup>2</sup> ), flexible without cable end 0.00...0.02 In <sup>2</sup> (0.2...10 mm <sup>2</sup> ), solid with cable end 0.00...0.01 In <sup>2</sup> (0.2...6 mm <sup>2</sup> ), flexible with cable end 0.00...0.01 in <sup>2</sup> (0.2...6 mm <sup>2</sup> ), solid without cable end
Wire stripping length	0.47 in (12 mm)
Tool type	Connection flat screwdriver Disconnection flat screwdriver
[Ue] rated operational voltage	600 V CSA 800 V EN/IEC 60947-7-1 600 V cURus
Line Rated Current	41 A EN/IEC 60947-7-1 50 A CSA 50 A cURus
Material	Polyamide 6/6 insulating case Copper alloy connector and screw Copper alloy commoning link Chromium-nickel steel spring
Dielectric loss	0.01 at 1 MHz IEC 60250 0.01 at 1 MHz VDE 0303-T4
Dielectric constant	3.7 at 1 MHz
Resistivity	10000 MΩ.M IEC 60093 10000 MΩ.m VDE 0303-T30
Surface resistance	1000 GΩ IEC 60093 1000 GΩ VDE 0303-T30
Creep resistance	500 CTI (> 400 kV) IEC 60093 500 CTI (> 400 kV) VDE 0303-T30
Flame retardance	V0 0.03 in (0.8 mm) UL 94
Net Weight	0.59 oz (16.8 g)

Range compatibility	Prisma G Prisma P Prisma PH Prisma Pack Spacial Kaedra Pragma TeSys
Product Compatibility	Spacial enclosures

## Environment

Product Certifications	VDE DNV CSA IEC-Ex GL CURus LR EAC ATEX
Dielectric strength	1000 V IEC 60243-1
Ambient air temperature for operation	-40...266 °F (-40...130 °C) IEC 60216-1 -40...266 °F (-40...130 °C) VDE 0304-T21



## Ordering and shipping details

Category	21715-IEC TERMINAL BLOCKS-NSY,AM1,DF6,GK1
Discount Schedule	CP5
GTIN	3606480532801
Nbr. of units in pkg.	1
Package weight(Lbs)	0.56 oz (16.0 g)
Returnability	No
Country of origin	DE

## Packing Units

Unit Type of Package 1	PCE
Package 1 Height	2.56 in (6.5 cm)
Package 1 width	4.53 in (11.5 cm)
Package 1 Length	12.20 in (31 cm)
Unit Type of Package 2	P06
Number of Units in Package 2	4400
Package 2 Weight	195.64 lb(US) (88.74 kg)
Package 2 Height	28.94 in (73.5 cm)
Package 2 width	23.62 in (60 cm)
Package 2 Length	31.50 in (80 cm)
Unit Type of Package 3	BB1
Number of Units in Package 3	50
Package 3 Weight	29.56 oz (838.0 g)
Package 3 Height	2.56 in (6.5 cm)
Package 3 width	4.53 in (11.5 cm)
Package 3 Length	12.20 in (31 cm)

## Offer Sustainability

Sustainable offer status	Green Premium product
REACH Regulation	 <a href="#">REACH Declaration</a>
REACH free of SVHC	Yes
EU RoHS Directive	Pro-active compliance (Product out of EU RoHS legal scope)  <a href="#">EU RoHS Declaration</a>
Toxic heavy metal free	Yes
Mercury free	Yes

RoHS exemption information	 <a href="#">Yes</a>
China RoHS Regulation	 <a href="#">China RoHS Declaration</a>
Environmental Disclosure	 <a href="#">Product Environmental Profile</a>
Halogen content performance	Halogen free plastic parts product

### Contractual warranty

Warranty	18 months
----------	-----------