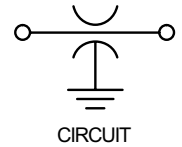
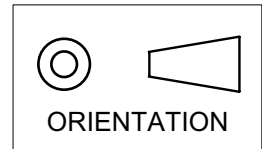
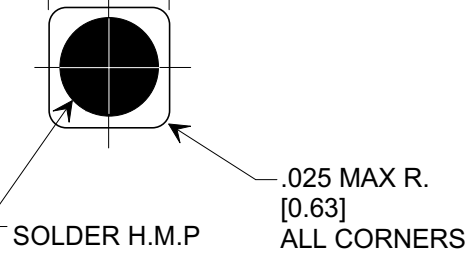
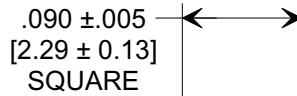
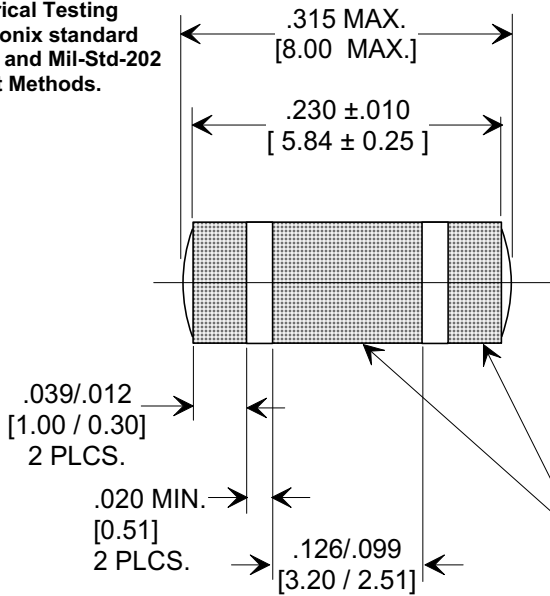


This drawing is the property of Tusonix, Inc., and may not be used, reproduced, published or disclosed to others without expressed authorization by Tusonix Inc.

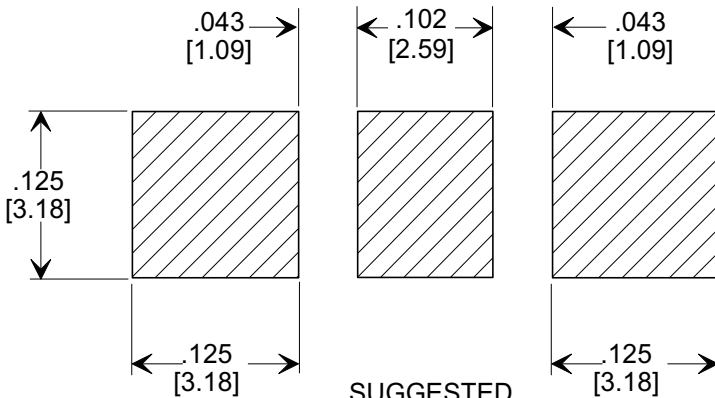
MARKETING SALES DRAWING
 DIMENSIONS IN INCHES - DO NOT SCALE THIS DRAWING
 DIMENSIONS IN METRIC []



Electrical Testing
 per Tusonix standard
 test plans and Mil-Std-202
 Test Methods.



ELECTRODE
 TERMINATION
 SEE NOTE 3.



NOTES:

1. PACKAGE: BULK OR BLISTER TAPE TO IEC-60286-3 TYPE II AND EIA-481-A.
2. TUSONIX STANDARD PART NUMBER: 4702-005.
 TUSONIX RoHS COMPLIANT PART NUMBER: 4702-005 LF.
 CUSTOMER MUST SPECIFY STANDARD OR RoHS PART NUMBER WHEN ORDERING.
3. ELECTRODE TERMINATION: STANDARD PART #: 60/40 SOLDER PLATED. RoHS PART #: MATTE TIN.
4. PART MARKING: STANDARD PART: NO MARKING. RoHS PART: LABELED ON PACKAGING ONLY.

CAP.	TOLERANCE	WVDC		TEST VOLTAGE	I.R. MIN. @ 100 (VDC.)	I _{DC}	TYPICAL NO LOAD INSERTION LOSS dB AT 25°C PER MIL-STD-220		
		85°C	125°C				10 MHZ	100 MHZ	1 GHZ
4000 pF	+80% / -20%	100	----	300 VDC	10 G Ω	20 A	15	30	45

X-2015 Rev-0

REVISION RECORD	Original Release	5 ADDED PROPERTY NOTE. DELETED NOTE 1 & RENUM. DELETED ELE. TERMINATION. S.M. 03-12-07	6 20070301-1-17
	C.O.		
	ADDED NOTES 3-5. S.M. 07-01-05		
	20050629-1-04		
	20070301-1-17		

--TOLERANCES-- Unless Otherwise Specified
DECIMAL ± .005 [0.13]
ANGLES ±
TUSONIX TUCSON, ARIZONA

Title SURFACE MOUNT SQUARE STYLE "C" FILTER 20 AMPS	
Drawn L.E. 03-01-02	Scale 7 X
Approved B.M. 03-01-02	
A	4702-005