




**SPECIFICATION SHEET**

<b>SPECIFICATION SHEET NO.</b>	Q0114- RB4M000000L501
<b>DATE</b>	Jan. 14, 2023
<b>REVISION</b>	A0
<b>DESCRIPTION</b>	MHz Thru-Hole Crystal Oscillator, L13.2*W13.2*H5.08mm, Half-Size/8 pin, CO8 series 4.000000MHz, 5.0V, +/-50ppm, Symmetry 45/55, Operating Temp. Range -40°C ~+85°C, HCMOS//15pF, Supply Current 20mA Max, Tristate Function-Disable Thru-Hole type, Packed in Tube, 40pcs/Tube RoHS/RoHS III compliant
<b>CUSTOMER</b>	
<b>CUSTOMER PART NUMBER</b>	
<b>CROSS REF. PART NUMBER</b>	
<b>ORIGINAL PART NUMBER</b>	TGS CO850BGI01 BLF-4M0000
<b>PART CODE</b>	RB4M000000L501

<b>VENDOR APPROVE</b>			
Issued/Checked/Approved			
DATE: Jan. 14, 2023			

<b>CUSTOMER APPROVE</b>	
DATE:	

1/14/2023

**MHZ THRU-HOLE CRYSTAL OSCILLATOR CO8 SERIES**

**MAIN FEATURE**

- MHz Thru-Hole Crystal Oscillator, L13.2\*W13.2\*H5.08mm
- Industry-standard
- Hermetically sealed package for reliability
- Tristate Function-Disable
- Cross more competitors part
- RoHS/RoHS III compliant



**APPLICATION**

- Communication Electronics

**PART CODE GUIDE**

**RFQ**

[Request For Quotation](#)

<b>RB</b>	<b>4M000000</b>	<b>L</b>	<b>501</b>
1	2	3	4

- 1) RB: Part family Code for MHz Thru-Hole Crystal Oscillator, L13.2\*W13.2\*H5.08mm, Half-Size/8 pin, CO8 series
- 2) 4M000000: Frequency range code for 4.000000MHz
- 3) L: Thru Hole type, Packed in Tube, 40pcs/Tube
- 4) 505: Specification code for original part No.: **TGS CO850BGI01 BLF-4M0000**

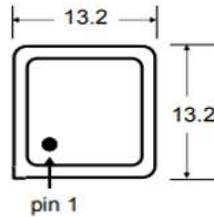
**MHZ THRU-HOLE CRYSTAL OSCILLATOR CO8 SERIES**

**DIMENSION (Unit: mm, Tol. +/-0.15mm)**

Image for reference

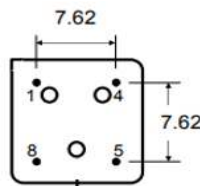
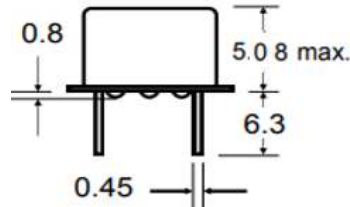


CO8



**Marking 1**

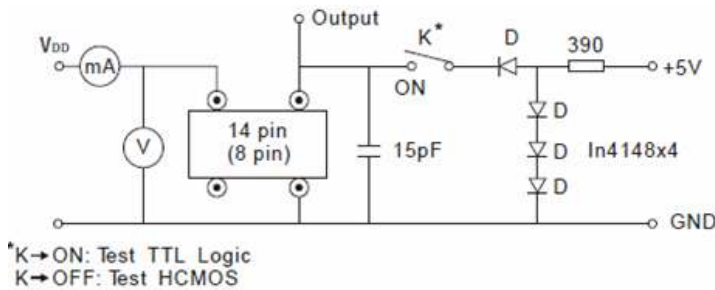
Line 1: 4.0000  
Line 2: Special Code



**Pin Function**

- #1 Tristate Disable
- #4 Ground
- #5 Output
- #8 VDD

**Circuit Principle**



**MHZ THRU-HOLE CRYSTAL OSCILLATOR CO8 SERIES**
**ELECTRICAL PARAMETERS**

Parameter		Part No. Symbol	Units	Value			Condition
				Min.	Typical	Max.	
<b>Original Manufacturer</b>		TGS	TGS Crystals				
<b>Holder Type</b>		CO8	MHz Thru-Hole Crystal Oscillator, CO8 Series, L13.2*W13.2*H5.08mm, Half-Size/8 pin				
<b>Supply Voltage</b>		5	V	5.0		+/-10%	
<b>Enable/Disable -Tristate Function</b>		0		Tristate function – Disable (N/A)		@ Control via pin 1	
<b>Overall Freq. Tolerance</b>		B	ppm	-50		+50	@25°C
<b>Operating Temp. Range</b>		G	°C	-40		+85	
<b>Storage Temp. Range</b>			°C	-55		+125	
<b>Symmetry</b>		I	%	45		55	
<b>Output</b>	<b>V OH</b>		V	90%			High (Logic “1”)
	<b>V OL</b>		V			10%	Low (Logic “0”)
	<b>Load</b>		pF	15			
<b>Output Waveform</b>		01		HCMOS			@OutputLoad 15pF
<b>Startup Time</b>			ms			10	
<b>Supply Current</b>			mA			20	
<b>Rise/ Fall time</b>			ns			10	
<b>Phase Jitter</b>			ps		N/A		
<b>Aging</b>			ppm/year			±3	@1 <sup>st</sup> year
<b>Others</b>	<b>Package</b>	B	Thru - Hole type, Packed in Tube, 40pcs/Tube				
	<b>RoHS Status</b>	LF	RoHS III compliant				
	<b>Add Value</b>		N/A				
	<b>Internal Control Code *</b>		N/A				
<b>Frequency Range</b>		4M0000		4.000000MHz			

Note: 1) Original Part Number: **TGS CO850BGI01 BLF-4M0000**

2) \* Internal Control Code- 2 letter or digits; Blank: N/A

1/14/2023

4

**MHZ THRU-HOLE CRYSTAL OSCILLATOR CO8 SERIES**

**ENVIRONMENTAL AND TECHNICAL CONDITIONS**

Test Items	Test Method And Conditions
Temperature Cycle	Mil-std 883, Method 1010, 10 Cycles -20° C To 85° C
Shock	Mil-std-202, Method 213, Test Condition C
Vibration	Mil-std-202, Method 204, Test Condition A
Resistance To Soldering Heat	Mil-std-202, Method 210, Test Condition B
Humidity	85% Relative Humidity At 85° C 250 Hours
Gross Leak Test	Mil-std-883, Method 1014, Test Condition C
Fine Leak Test	Mil-std-883, Method 1014, Test Condition A
Terminal Strength	Mil-std-202, Method 211, Test Condition A And C
Moisture Resistance	Moisture Resistance Mil-std 202, Method 106, Omit Step 7b
Solderability	Mil-std-202, Method 208, 95% Coverage
Solvent Resistance	Mil-std-202, Method 2002, Method 215

**DISCLAIMER**

NextGen Components, Inc. reserves the right to make changes to the product(s) and or information contained herein without notice. No liability is assumed as a result of their use or application. No rights under any patent accompany the sale of any such product(s) or information

1/14/2023