

## AC charging cable - EV-T2M3P-3AC32A-4,0M6,0ESBK00 - 1622677

Please be informed that the data shown in this PDF Document is generated from our Online Catalog. Please find the complete data in the user's documentation. Our General Terms of Use for Downloads are valid (<http://phoenixcontact.com/download>)



AC charging cable with Infrastructure Plug, open cable end, with locking option for U-lock, with protective cap, Type 2, IEC 62196-2, Cable: 4 m, black, straight

### Product Description

AC charging cable with Infrastructure Plug and open cable end for charging electric vehicles (EV) with alternating current (AC), compatible with type 2 Infrastructure Socket Outlets at charging stations for E-Mobility (EVSE)



### Key Commercial Data

Packing unit	1 STK
Custom tariff number	85444290
Country of origin	Germany

### Technical data

#### Product definition

Product type	AC charging cable with Infrastructure Plug, open cable end, with locking option for U-lock, with protective cap
Type	Design line 1
Standards/regulations	IEC 62196-2
Charging standard	Type 2
Charging mode	Mode 3
Type of charging current	AC 3-phase

#### Dimensions

Conductor length	4 m
Stripping length	45 mm ±10 mm

#### Ambient conditions

## AC charging cable - EV-T2M3P-3AC32A-4,0M6,0ESBK00 - 1622677

### Technical data

#### Ambient conditions

Ambient temperature (operation)	-30 °C ... 50 °C
Ambient temperature (storage/transport)	-40 °C ... 80 °C
Max. altitude	5000 m (above sea level)

#### Electrical properties

Number of power contacts	5 (L1, L2, L3, N, PE)
Rated current of power contacts	32 A
Rated voltage for power contacts	480 V AC
Number of signal contacts	2 (CP, PP)
Rated current for signal contacts	2 A
Rated voltage for signal contacts	30 V AC
Resistor coding	220 Ω

#### Mechanical properties

Insertion/withdrawal cycles	> 10000
Insertion force	max. 100 N
Withdrawal force	max. 100 N

#### Material

Housing material	PBT
Material surface of contacts	Ag

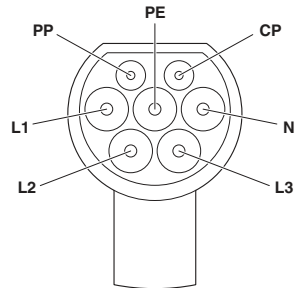
#### Cable

Cable structure	5 x 6.0 mm <sup>2</sup> + 1 x 0.5 mm <sup>2</sup> (prEN 50620, VDE Reg. 8789 class 5)
External cable diameter	17 mm ±0.4 mm
Type of conductor	straight
Outer sheath, material	TPE-U
External sheath, color	black
Minimum bending radius	255 mm (15 x diameter)

### Drawings

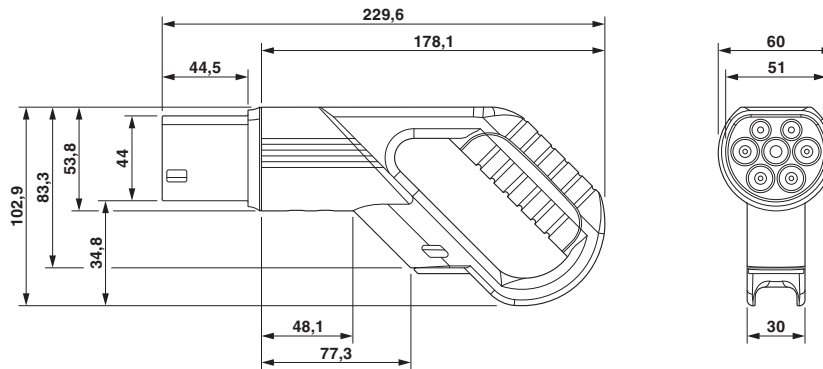
# AC charging cable - EV-T2M3P-3AC32A-4,0M6,0ESBK00 - 1622677

Connection diagram



Pin assignment of Infrastructure Plug

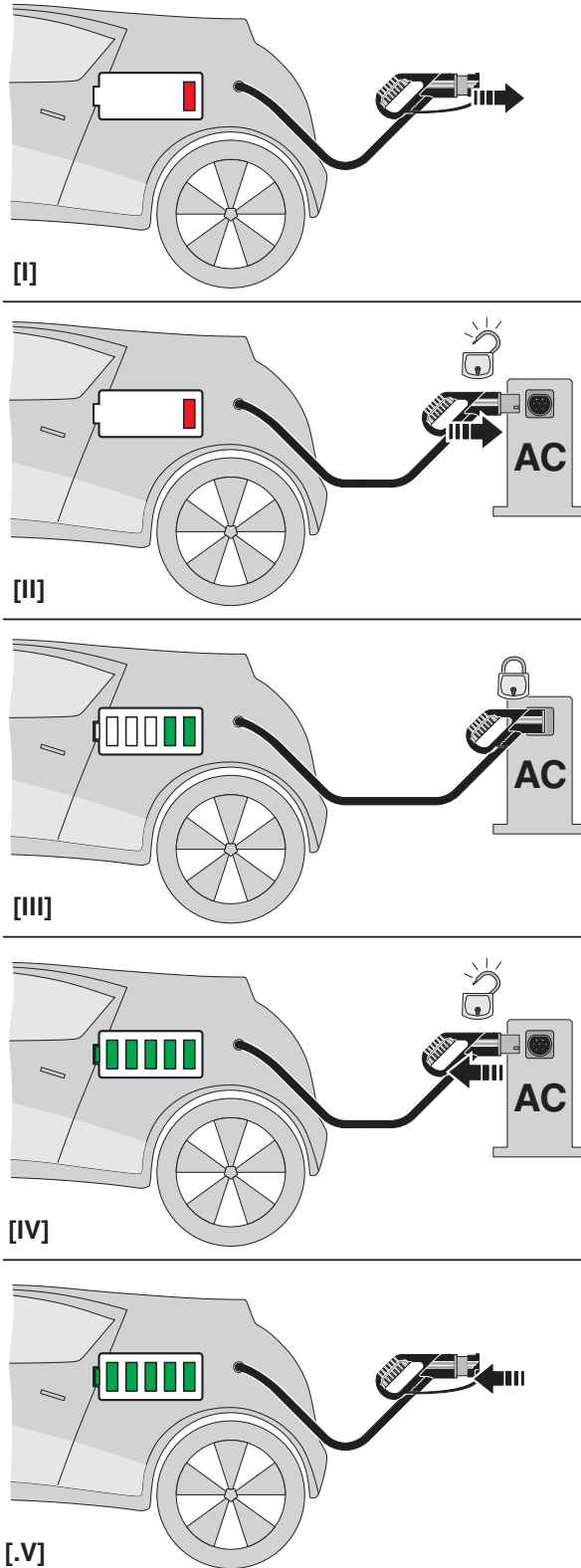
Dimensional drawing



Dimensional drawing of the Infrastructure Plug

# AC charging cable - EV-T2M3P-3AC32A-4,0M6,0ESBK00 - 1622677

Schematic diagram



# AC charging cable - EV-T2M3P-3AC32A-4,0M6,0ESBK00 - 1622677

## Classifications

### eCl@ss

eCl@ss 6.0	27059290
eCl@ss 8.0	27059290
eCl@ss 9.0	27144705

### ETIM

ETIM 5.0	EC002839
----------	----------

## Approvals

### Approvals

---

#### Approvals


VDE Zeichengenehmigung

---

#### Ex Approvals

---

## Approval details

VDE Zeichengenehmigung  <a href="http://www.vde.de">http://www.vde.de</a> 40037318	
mm <sup>2</sup> /AWG/kcmil	6.0
Nominal current I <sub>N</sub>	32 A
Nominal voltage U <sub>N</sub>	480 V

## Accessories

### Accessories

#### Mounting material

Holder - EV-T2AC-PARK - 1624148



