THIS DRAWING IS UNPUBLISHED. RELEASED FOR PUBLICATION -,- .
© COPYRIGHT - BY TYCO ELECTRONICS CORPORATION. ALL INTERNATIONAL RIGHTS RESERVED.

LOC	DIST
AD	00

REVISIONS

P	LTR	DESCRIPTION	DATE	DWN	APVD
	B2	REVISED PER ECO-10-008611	24APR10	HMR	NE

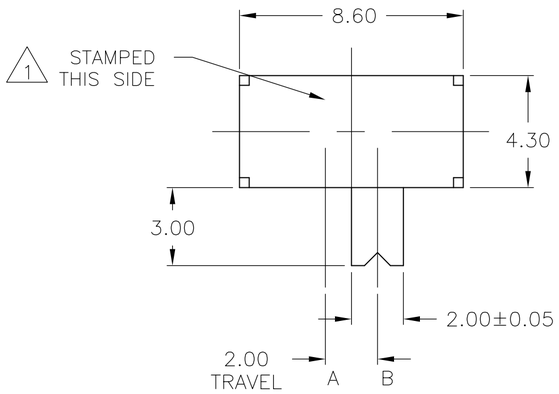

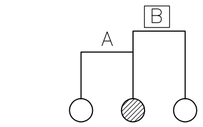

SCHEMATIC (1P2T)

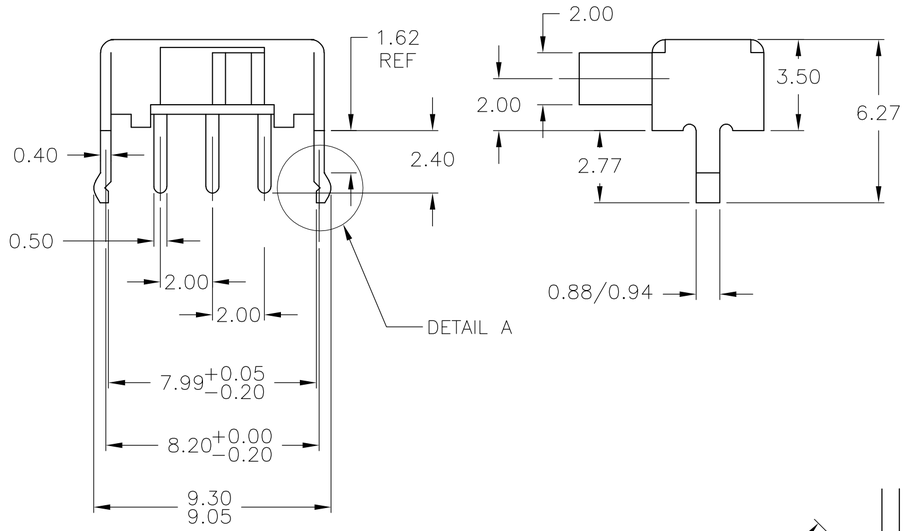

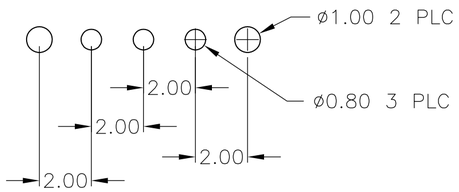

RECOMMENDED HOLE LAYOUT

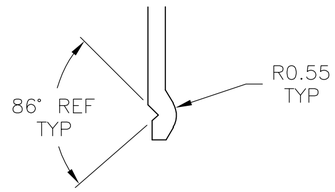

DETAIL A
SCALE 10:1

SPECIFICATIONS:
SINGLE POLE DOUBLE THROW
BREAK-BEFORE-MAKE

MATERIALS:
FRAME: STEEL, TIN PLATE
BOARD: PHENOLIC, NATURAL
ACTUATOR: POM
TERMINAL: COPPER ALLOY, FINISH: SILVER/NICKEL
CONTACT: COPPER ALLOY, FINISH: SILVER

ELECTRICAL:
CONTACT RATING, .2A@ 30V DC, PER EIA-448, METHOD 6
INITIAL CONTACT RESISTANCE, 20 MILLIOHMS MAX, PER EIA-364-23B, EACH POSITION
INSULATION RESISTANCE, 100 MEGOHM MIN. PER EIA-364-21C EACH POSITION
DIELECTRIC STRENGTH, 500 VOLT AC, PER EIA-364-20B, CONDITION 1, EACH POSITION

MECHANICAL:
ACTUATION FORCE, 200+/-100 GF
ACTUATION TRAVEL, 2.0 MM
LIFE EXPECTANCY, 10,000 CYCLES, PER EIA-448, METHOD 8 AND 9
VIBRATION, PER EIA 364-28, CONDITION VII, LEVEL E
MECHANICAL SHOCK, PER EIA-364-27, CONDITION A

ENVIRONMENTAL:
OPERATING TEMPERATURE, -20 TO +70 DEGREES C, PER EIA 448, METHOD 10
STORAGE TEMPERATURE, -25 TO +85 DEGREES C
HUMIDITY AND TEMPERATURE CYCLING PER EIA-364-31B, METHOD III
TEMPERATURE LIFE PER EIA-364-17B, METHOD B, TEMPERATURE TEST CONDITION 3, TIME CONDITION B
THERMAL SHOCK, PER EIA-364-32C, -25 TO 85 DEGREES C
SOLDERABILITY, PER EIA-364-52, CLASS 2, CATEGORY 1, 95% MINIMUM COVERAGE
RESISTANCE TO SOLDER HEAT, PER 109-202, CONDITION B

1 COUNTRY OF ORIGIN AND TE LOGO LOCATED APPROXIMATELY AS SHOWN

2 ALL MATERIALS AND FINISHES SHALL COMPLY WITH EU DIRECTIVE 2002/95/EC OF 27JAN2003 (ROHS)".

1825232-1
PART NUMBER

THIS DRAWING IS A CONTROLLED DOCUMENT.

DIMENSIONS: mm

TOLERANCES UNLESS OTHERWISE SPECIFIED:
0 PLC ± -
1 PLC ± -
2 PLC ± 0.2
3 PLC ± -
4 PLC ± -
ANGLES ± -

MATERIAL: SEE NOTES
FINISH: SEE NOTES

DWN R BROWN 29MAR05
CHK M SARVER 29MAR05
APVD M SARVER 29MAR05
PRODUCT SPEC —
APPLICATION SPEC —
WEIGHT —

Tyco Electronics
Tyco Electronics Corporation
Harrisburg, PA 17105-3608

NAME: SLIDE SWITCH, RIGHT ANGLE

SIZE	CAGE CODE	DRAWING NO	RESTRICTED TO
A2	00779	C-1825232	—

CUSTOMER DRAWING | SCALE 6:1 | SHEET 1 OF 1 | REV B2

1825232

1471-9 (1/08)