

DC to 50 GHz MMIC Low Power Voltage Controlled Attenuator

Features

- Wideband operation: DC to 50 GHz
- Low Insertion Loss (<5 dB)
- Good Input/Output Match
- High Attenuation (max. 27 dB)
- Very flat Attenuation
- Size: 1640 x 920 mm

Description

The MMS004AA is a low-power high-attenuation DC-50 GHz PHEMT FET attenuator. The performance of the device is controlled by two bias voltages, V_{series} and V_{shunt} . The bias voltages control the match and attenuation of the device when varied between -1V and +0.5V DC. Please refer to the tables of recommended bias settings optimized for flat insertion loss and flat attenuation for additional information.

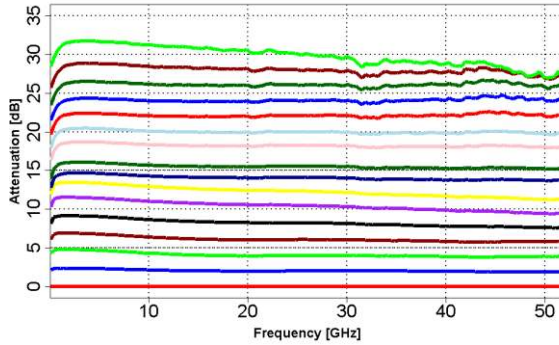
Application

The MMS004AA MMIC voltage controlled attenuator is ideal for high frequency and broadband applications in test equipment, commercial and military systems. The attenuator is especially suited for applications needing a large amount of adjustable attenuation and fast attenuation control from DC to millimeter frequencies. The device is also useful as a general purpose building block in communications systems.

Key Characteristics: $Z_0=50\Omega$

Parameter	Description	Min	Typ	Max
Attenuation (dB)	DC to 50GHz	0	-	27
Flatness (\pm dB)	DC to 50GHz	-	1.0	-
Insertion Loss (dB)	DC to 50GHz	-	-	5
S11 (dB)	DC to 50GHz	-	-12	-10
S22 (dB)	DC to 50GHz	-	-12	-10
P1dB (dBm)	1dB Gain Compression 0 to 15dB	5	6	-

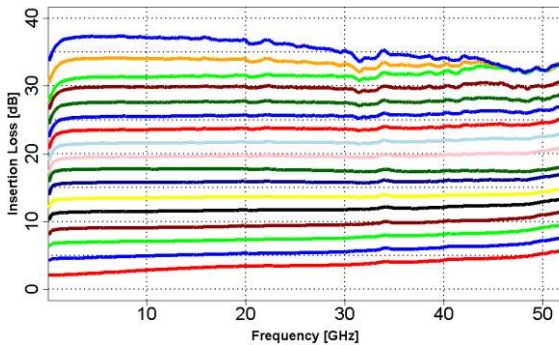
Optimized for Flat Attenuation (Typical)

MMS004AA Attenuation


Typical on wafer measured performance

Vseries (V)	Vshunt (V)	Att. (dB)*
-0.637	0.5	30
-0.6	0.5	28
-0.575	0.062	26
-0.555	-0.142	24
-0.539	-0.252	22
-0.527	-0.334	20
-0.509	-0.375	18
-0.478	-0.425	15.5
-0.463	-0.45	14
-0.512	-0.506	12
-0.505	-0.534	10
-0.45	-0.55	8
-0.288	-0.562	6
0.25	-0.588	4
-0.25	-0.65	2
0.5	-1	0

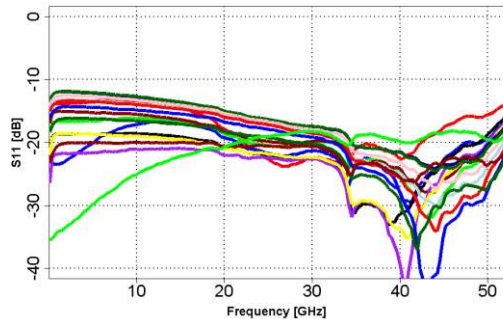
Optimized for Flat Insertion Loss (Typical)

MMS004AA Insertion Loss


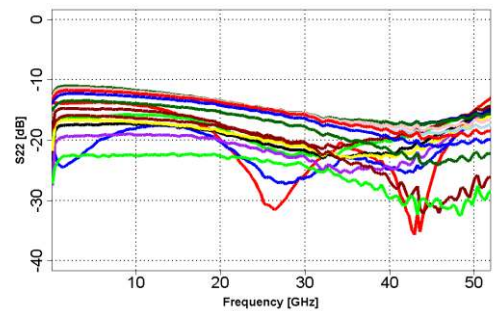
Typical on wafer measured performance

Vseries (V)	Vshunt (V)	Att. (dB)*
-0.688	0.5	35.5
-0.637	0.5	33.5
-0.6	0.45	31.6
-0.6	-0.15	29.8
-0.584	-0.255	27.7
-0.567	-0.315	25.7
-0.553	-0.364	23.7
-0.541	-0.408	21.7
-0.53	-0.446	19.7
-0.55	-0.5	17.6
-0.512	-0.506	15.7
-0.503	-0.539	13.7
-0.45	-0.55	11.8
-0.25	-0.562	9.6
-0.025	-0.592	7.6
0.387	-0.638	5.6
0.5	-1	3.6

Note: (*) Midband

MMS004AA S11


Typical on wafer measured performance

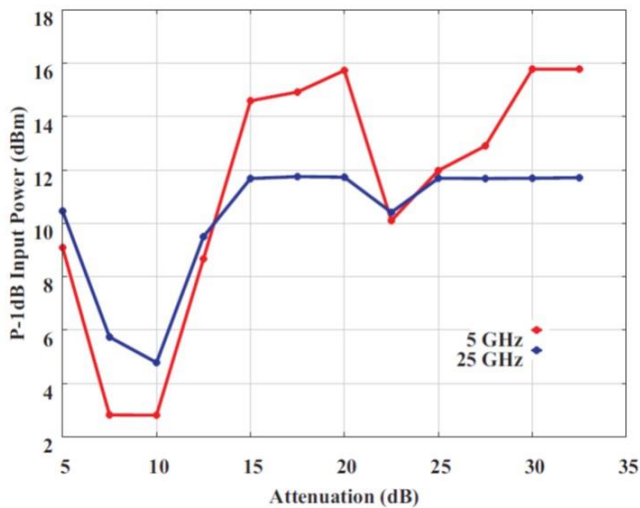
MMS004AA S22


Typical on wafer measured performance

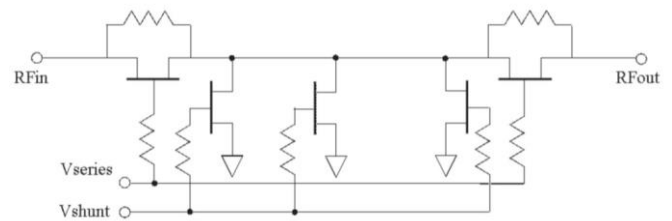
Table 1: Supplemental Specifications

Parameter	Description	Min	Typ	Max
Vseries	Attenuation Control Voltage	-2V	-	0.5V
Vshunt	Attenuation Control Voltage	-2V	-	0.5V
Dcin	DC feedback circuit input	0V	0.2V	1V
Dcout	DC feedback circuit output	0V	0.2V	1V
GND	Backside Ground Plane	-	-	-
Tch	Channel Temperature	-	-	150°C
Θch	Thermal Resistance (Tcase=85°C)	-	60° C/Watt	-

**Typical Measured Performance
on Evaluation Package**



MMS004AA Simplified Schematic Diagram



Pick-up and Chip Handling:

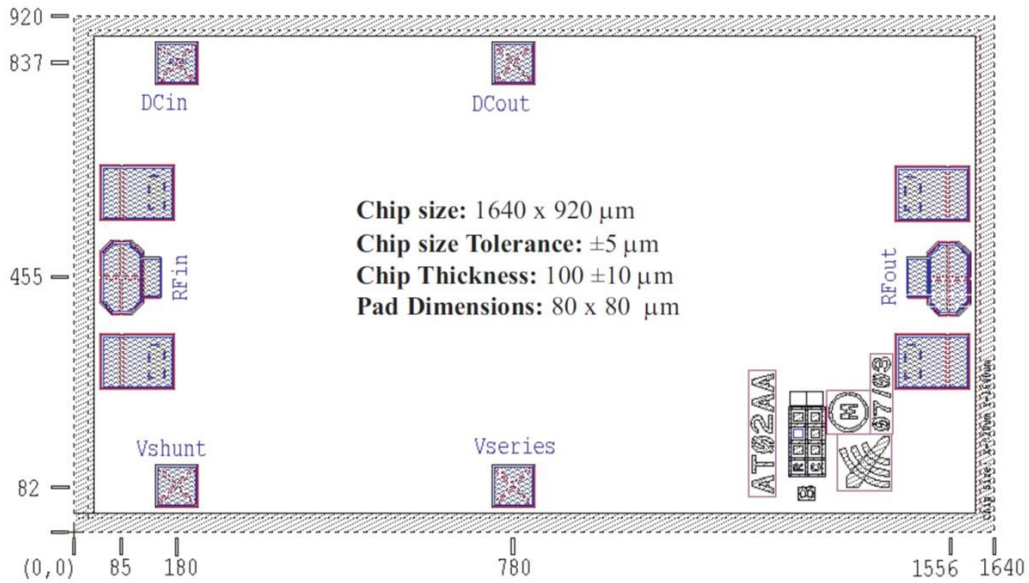
This MMIC has exposed air bridges on the top surface. **Do not pick up chip with vacuum on the die center**; handle from edges or use a collet.

ESD Handling and Bonding:

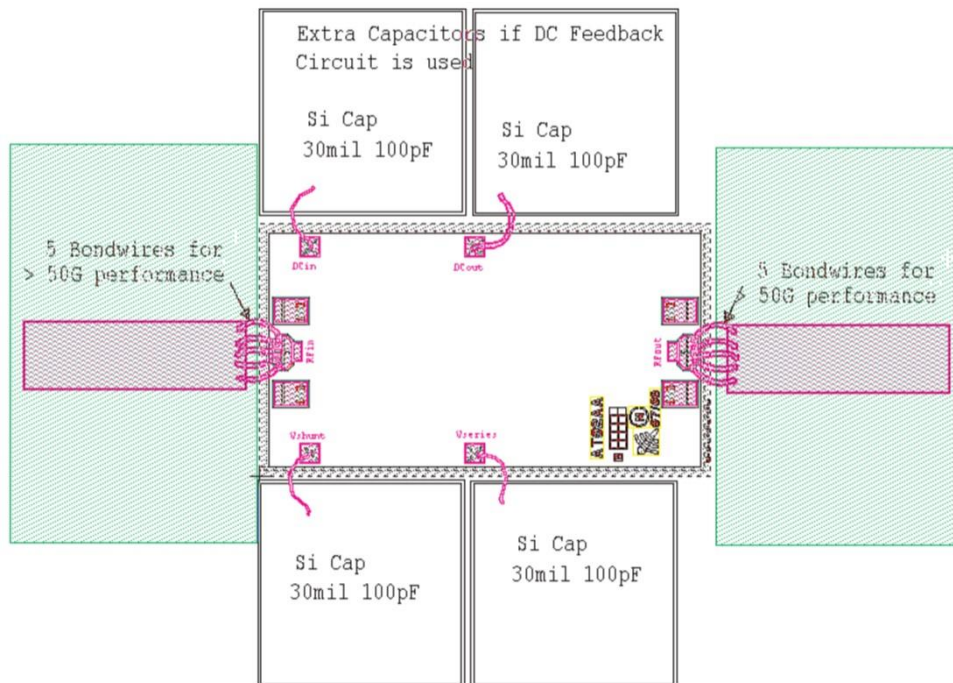
This MMIC is ESD sensitive; preventive measures should be taken during handling, die attach, and bonding.

Epoxy die attach is recommended. Please review our application note MM-APP-0001 handling and die attach recommendations, on our website for more handling, die attach and bonding information.

Physical Characteristics of MMS004AA



Assembly Diagram of MMS004AA



Information contained in this document is proprietary to Microsem. This document may not be modified in any way without the express written consent of Microsemi. Product processing does not necessarily include testing of all parameters. Microsemi reserves the right to change the configuration and performance of the product and to discontinue product at any time.

Microsemi Corporate Headquarters

One Enterprise, Aliso Viejo CA 92656 USA
Within the USA: +1 (949) 380-6100
Sales: +1 (949) 380-6136
Fax: +1 (949) 215-4996

Microsemi Corporation (Nasdaq: MSCC) offers a comprehensive portfolio of semiconductor and system solutions for communications, defense and security, aerospace, and industrial markets. Products include high-performance and radiation-hardened analog mixed-signal integrated circuits, FPGAs, SoCs, and ASICs; power management products; timing and synchronization devices and precise time solutions, setting the world's standard for time; voice processing devices; RF solutions; discrete components; security technologies and scalable anti-tamper products; Power-over-Ethernet ICs and midspans; as well as custom design capabilities and services. Microsemi is headquartered in Aliso Viejo, Calif. and has approximately 3,400 employees globally. Learn more at www.microsemi.com.

© 2014 Microsemi Corporation. All rights reserved. Microsemi and the Microsemi logo are trademarks of Microsemi Corporation. All other trademarks and service marks are the property of their respective owners.