

Approved	Checked	Designed	DEVELOPMENT SPECIFICATION Tentative <u>P/N:LNJ812R88RA</u>				
		<i>K. Sakurai</i>					

T Y P E	Orange Light Emitting Diode						
A P P L I C A T I O N	Indicators						
M A T E R I A L	InGaAlP						
O U T L I N E	Attached						
A B S O L U T E M A X I M U M R A T I N G S	P	*1 I _{FP}	I _{FDC}	V _R	Topr	Tstg	
	55	60	20	4	-30~+85	-40~+100	
	mW	mA	mA	V	°C	°C	
C O N D I T I O N	T _a = 25 ± 3 °C						

Test Specification

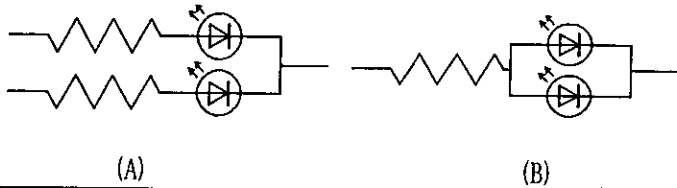
Item	Symbol	Condition	Typ.	Limit		Unit
				Min	Max	
Forward Voltage	V _F	I _F = 10 mA	1.95		2.5	V
Reverse Leakage Current	I _R	V _R = 4 V			100	μA
Luminous Intensity *2	I _O	I _F = 10 mA DC	30	16		mcd
Peak Emission Wavelength	λ _p	I _F = 10 mA DC	620			nm
Spectral Line Half Width	Δλ	I _F = 10 mA DC	17			nm

- *1 · The Condition of I_{FP} is duty 10 %, Pulse width 1 ms
- Please contact the Panasonic local office if you design at low current (below 1 mA DC) or pulse current operation and have any questions.
- *2 Measurement Tolerance is ±20%.

NOTE

- ★1. Terminal: Plated with gold on copper base.
- ★2. Beware of destruction by static electricity in handling the LED.
- ★3. Soldering conditions.
Refer to Handling note.
- ★4. Care should be taken that soldering is done within 7-days after opening the dry package and reel.

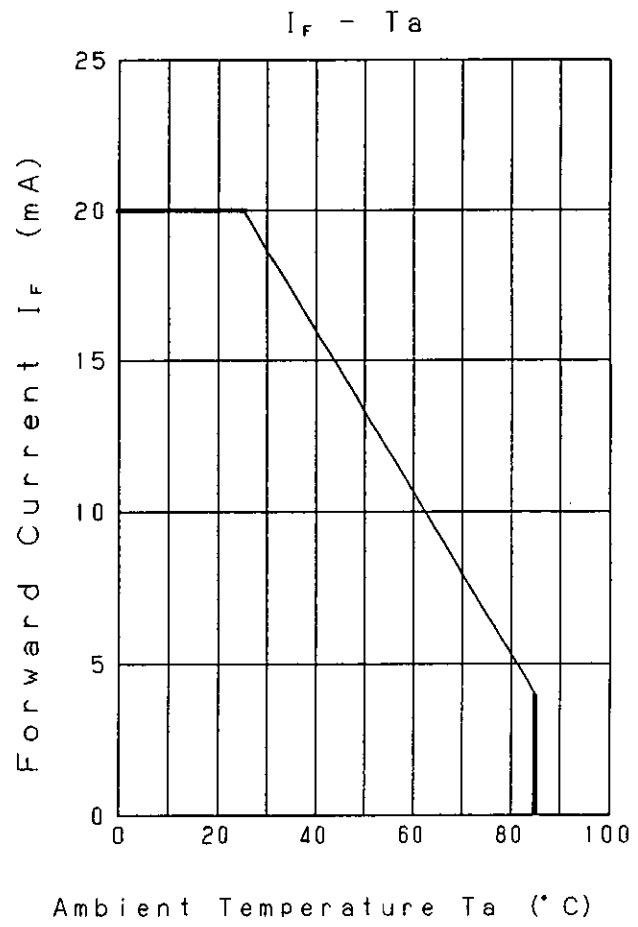
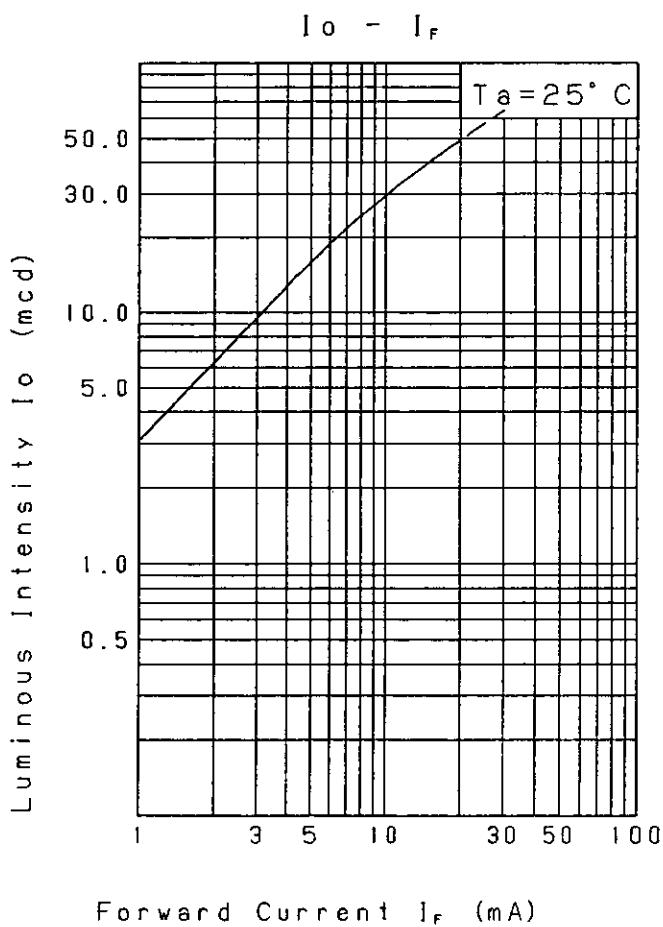
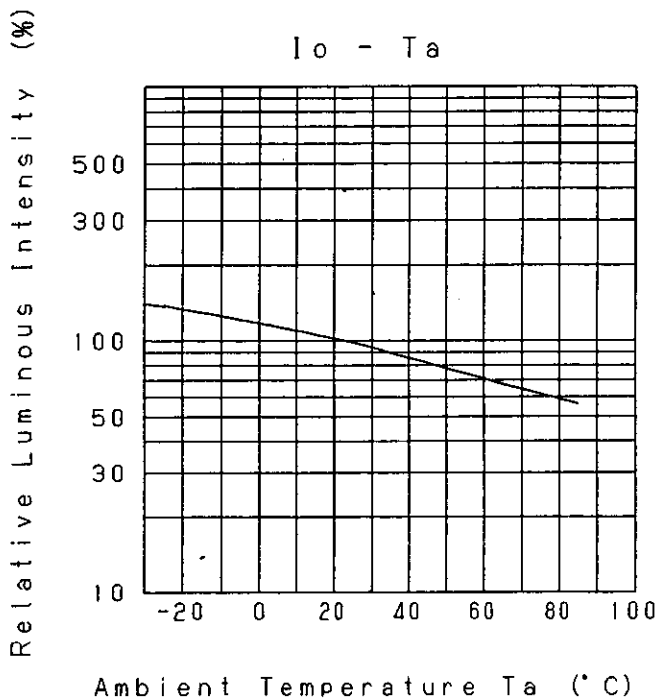
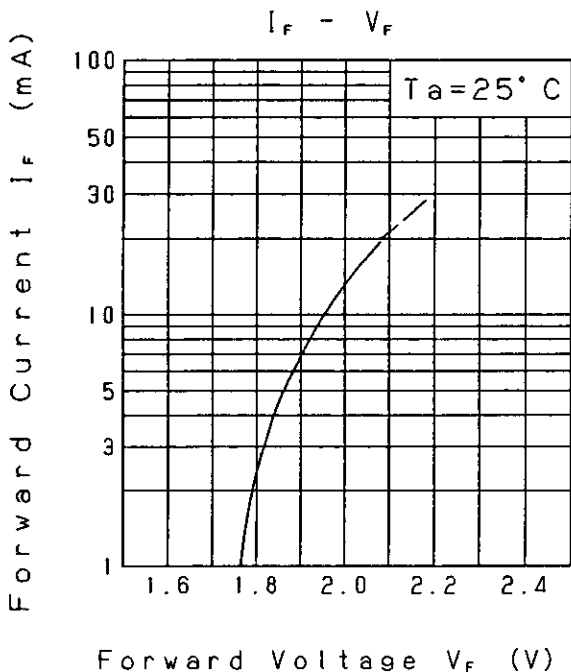
★5. Circuit to operate LED.



- (A) Recommended circuit.
- (B) The difference of brightness between the LED could be found due to the V_F characteristics of each LED.

Nov. 22. 2000			

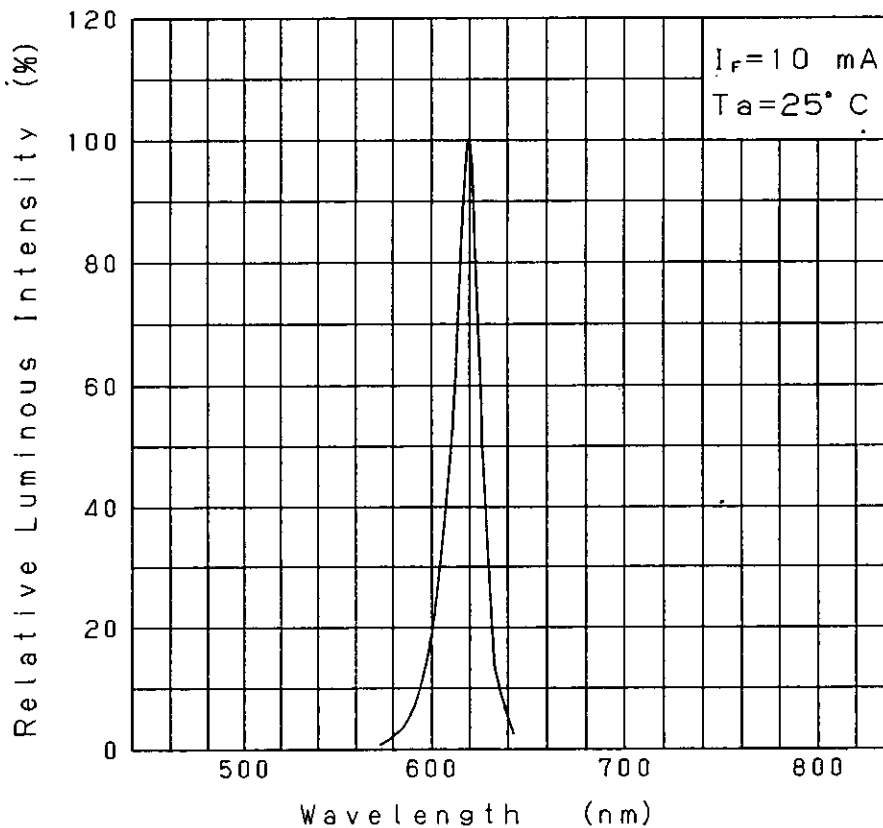
Approved	Checked	Designed <i>K. A. [Signature]</i>	DEVELOPMENT SPECIFICATION	
			Tentative P/N: LNJ812R88RA	



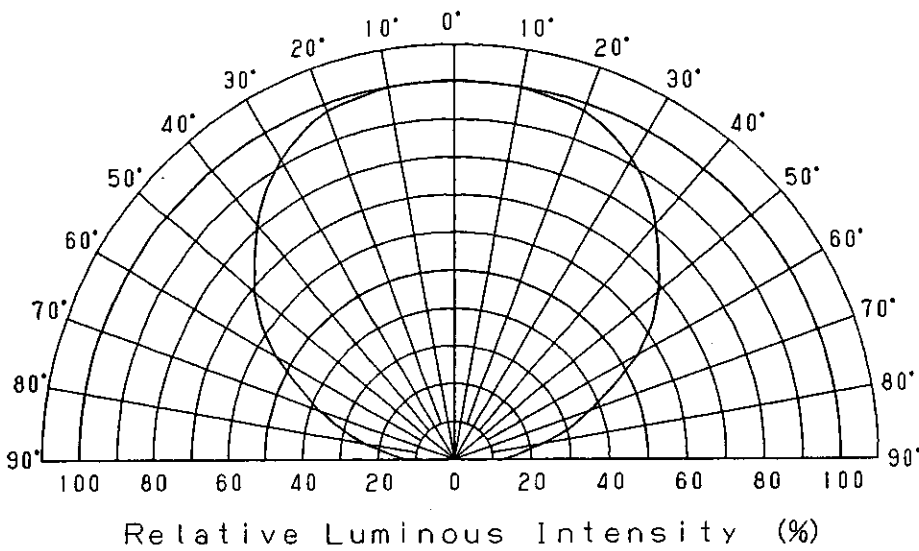
Nov. 22. 2000			
---------------	--	--	--

K. Akashi

Relative Luminous Intensity
Wavelength Characteristics



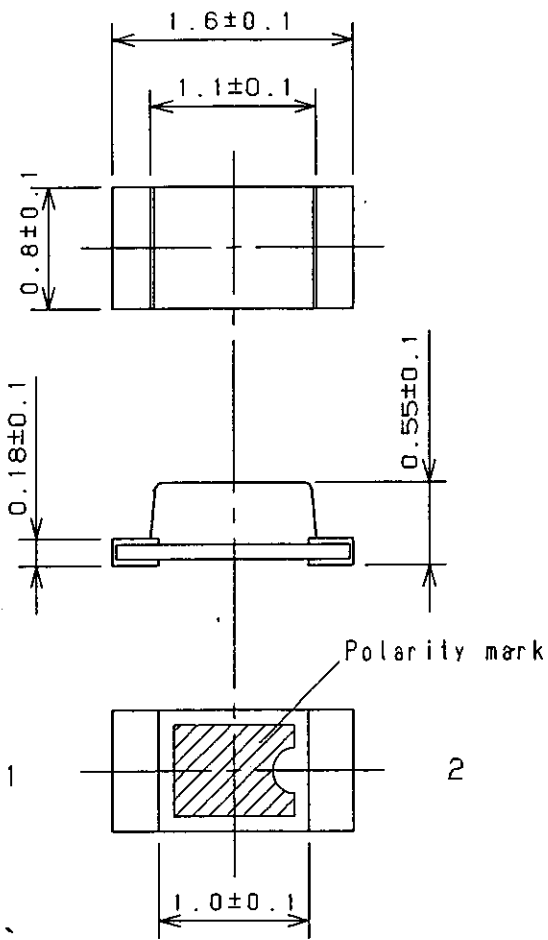
Directive Characteristics



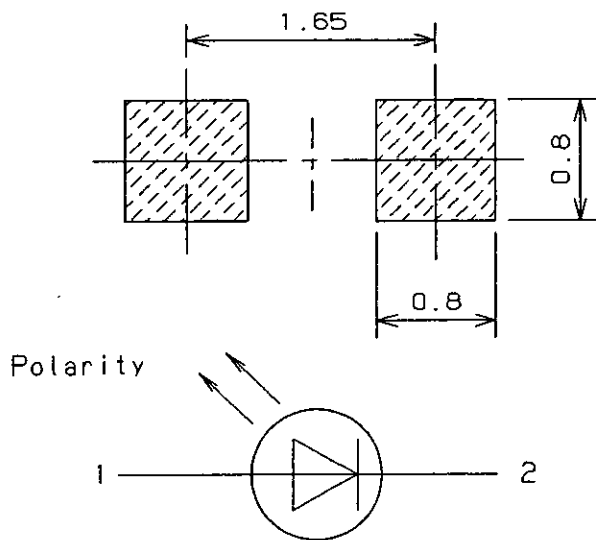
Nov.22.2000

Approved	Checked	Designed
		<i>K. S. S.</i>

DEVELOPMENT SPECIFICATION
(O U T L I N E)
Tentative P/N: LNJ812R88RA



Recommended Land Layout



1: Anode
2: Cathode

(NOTE)

1. Measurement of the package doesn't include electrode projection.
2. Unit: mm

Nov. 22. 2000			