

DP83848 AspenPHY Demo II Board
Rock Hopper
Setup Instruction (v1.1)

Revision History:

V1.0 Initial Release

V1.1 Added important note to option 2 of Power Requirements.

Power requirements:

The device requires 3.3V to operate. The on board regulators convert input voltage into 3.3V for the device. Voltage for the device can either be applied through an MII connection, or connecting to a Power Over Ethernet PSE device through these pins: (+) for 1, 2, 4, 5 and (-) for 3, 6, 7, 8 of RJ-45 connector, or an external power supply.

1. *MII connection:* Connect directly to SmartBits or through an MII cable.
A voltage regulator, U4, will convert 5V generated through the MII connection to 3.3V for the device. Need to install J58.
2. *PSE device through pins:* (+) for 1, 2, 4, 5 and (-) for 3, 6, 7, 8 of RJ-45 connector. An onboard POE circuit will detect and convert the voltage to 3.3V for the device. Need to populate 0 ohm resistors (R91, R92, R93, and R94).

Important: Further finding indicates during hot swap, a significant amount of current presents at L2 caused damage to the LM5070. Prior to use this power option, L2 must be replaced with one zero ohm resistor.

Note: Tests in lab with 48V @ 4A supply showed that 75 ohm resistors (R101, R102, R103, R104), and R12 are okay to be populated while powering through pins: (+) 4,5 and (-) 7,8.


3. *External 3.3V power supply:* Remove jumper on J58 and resistor R12. Use J55 for external power connections.


To access MDIO through SmartBits: add jumpers to J9.

For LED options: Add jumper to J30 pins 1-2, Add jumper to J31 pins 1-2, and Add jumper to J32 pins 1-2.

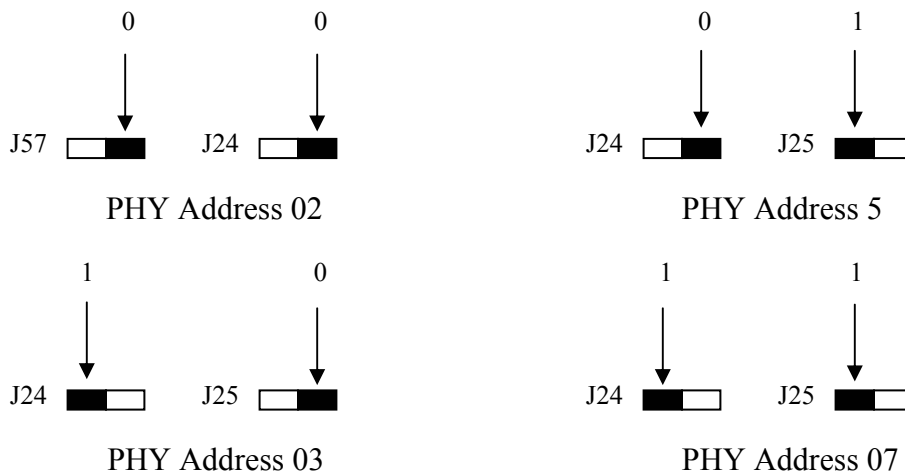
The datasheet should be referenced for specific LED settings.

Address settings:

Setting jumpers to High = 1 
 H L

Setting jumpers to Low = 0 
 H L

The default of PHYAD0 = 1, result for Phy Address per jumper settings are:

**Configuration to use with different clocks:**

There are two options to choose: Oscillator and Crystal.

1. On this board, a crystal is used as clock input for the device.
2. To use with an oscillator, remove the zero ohm resistor at R63 and place it at R59.

Table of jumpers:

Jumper	Name	Function
J1	MII Header	Alternative connection for MII pins.
J3	MDIX_EN	To Enable/Disable MDIX mode. (Default is Auto-MDIX Enable).
J4	LED_CFG	To set LEDs configuration. See datasheet.
J5	MII_MODE	To work with J17 for MII Mode configuration. See datasheet.
J6 (Not populated)	25MHz_OUT	25MHz clock output
J9	MDIO/MDC	Allow MDIO/MDC signals connect from J1 to J13
J13	MII Male Connector	SmartBits interface
J15	JTAG pins	JTAG interface
J16	PWR_DWN/INT	To set Power Down and Interrupt Mode
J17	SNI	To work with J5 for MII Mode configuration. See datasheet.
J18, J19, J20, J21, J22	Ground Post	Randomly placed grounding posts
J57, J24, J25	PHYAD [2:0]	Phy Addresses strap pins
J30, J31, J32	AN_EN, AN1, AN0	Auto-Negotiation strap pins
J50	Connector	RJ-45 connector
J55	External 3V3	To apply external 3.3V supply to the board. J58 must be removed.
J56	RESET_N	To apply external RESET
J58	Global 3V3	To allow global 3.3V supply to the board.
J59	50MHz	50 MHz clock input for RMII mode

IMPORTANT NOTICE

Texas Instruments Incorporated and its subsidiaries (TI) reserve the right to make corrections, modifications, enhancements, improvements, and other changes to its products and services at any time and to discontinue any product or service without notice. Customers should obtain the latest relevant information before placing orders and should verify that such information is current and complete. All products are sold subject to TI's terms and conditions of sale supplied at the time of order acknowledgment.

TI warrants performance of its hardware products to the specifications applicable at the time of sale in accordance with TI's standard warranty. Testing and other quality control techniques are used to the extent TI deems necessary to support this warranty. Except where mandated by government requirements, testing of all parameters of each product is not necessarily performed.

TI assumes no liability for applications assistance or customer product design. Customers are responsible for their products and applications using TI components. To minimize the risks associated with customer products and applications, customers should provide adequate design and operating safeguards.

TI does not warrant or represent that any license, either express or implied, is granted under any TI patent right, copyright, mask work right, or other TI intellectual property right relating to any combination, machine, or process in which TI products or services are used. Information published by TI regarding third-party products or services does not constitute a license from TI to use such products or services or a warranty or endorsement thereof. Use of such information may require a license from a third party under the patents or other intellectual property of the third party, or a license from TI under the patents or other intellectual property of TI.

Reproduction of TI information in TI data books or data sheets is permissible only if reproduction is without alteration and is accompanied by all associated warranties, conditions, limitations, and notices. Reproduction of this information with alteration is an unfair and deceptive business practice. TI is not responsible or liable for such altered documentation. Information of third parties may be subject to additional restrictions.

Resale of TI products or services with statements different from or beyond the parameters stated by TI for that product or service voids all express and any implied warranties for the associated TI product or service and is an unfair and deceptive business practice. TI is not responsible or liable for any such statements.

TI products are not authorized for use in safety-critical applications (such as life support) where a failure of the TI product would reasonably be expected to cause severe personal injury or death, unless officers of the parties have executed an agreement specifically governing such use. Buyers represent that they have all necessary expertise in the safety and regulatory ramifications of their applications, and acknowledge and agree that they are solely responsible for all legal, regulatory and safety-related requirements concerning their products and any use of TI products in such safety-critical applications, notwithstanding any applications-related information or support that may be provided by TI. Further, Buyers must fully indemnify TI and its representatives against any damages arising out of the use of TI products in such safety-critical applications.

TI products are neither designed nor intended for use in military/aerospace applications or environments unless the TI products are specifically designated by TI as military-grade or "enhanced plastic." Only products designated by TI as military-grade meet military specifications. Buyers acknowledge and agree that any such use of TI products which TI has not designated as military-grade is solely at the Buyer's risk, and that they are solely responsible for compliance with all legal and regulatory requirements in connection with such use.

TI products are neither designed nor intended for use in automotive applications or environments unless the specific TI products are designated by TI as compliant with ISO/TS 16949 requirements. Buyers acknowledge and agree that, if they use any non-designated products in automotive applications, TI will not be responsible for any failure to meet such requirements.

Following are URLs where you can obtain information on other Texas Instruments products and application solutions:

Products

Audio	www.ti.com/audio
Amplifiers	amplifier.ti.com
Data Converters	dataconverter.ti.com
DLP® Products	www.dlp.com
DSP	dsp.ti.com
Clocks and Timers	www.ti.com/clocks
Interface	interface.ti.com
Logic	logic.ti.com
Power Mgmt	power.ti.com
Microcontrollers	microcontroller.ti.com
RFID	www.ti-rfid.com
OMAP Mobile Processors	www.ti.com/omap
Wireless Connectivity	www.ti.com/wirelessconnectivity

Applications

Automotive and Transportation	www.ti.com/automotive
Communications and Telecom	www.ti.com/communications
Computers and Peripherals	www.ti.com/computers
Consumer Electronics	www.ti.com/consumer-apps
Energy and Lighting	www.ti.com/energy
Industrial	www.ti.com/industrial
Medical	www.ti.com/medical
Security	www.ti.com/security
Space, Avionics and Defense	www.ti.com/space-avionics-defense
Video and Imaging	www.ti.com/video

TI E2E Community Home Page

e2e.ti.com

Mailing Address: Texas Instruments, Post Office Box 655303, Dallas, Texas 75265
Copyright © 2012, Texas Instruments Incorporated