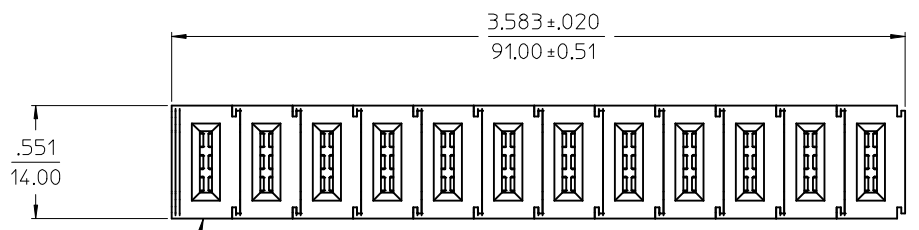
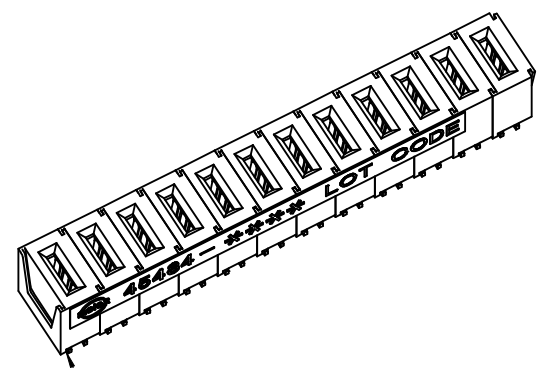
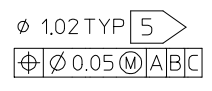
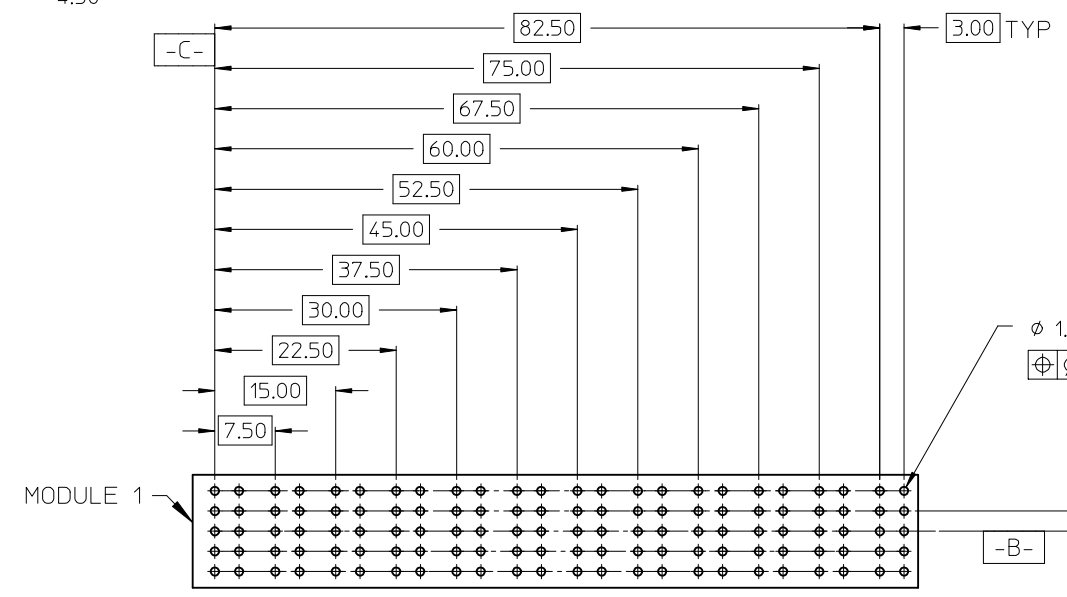
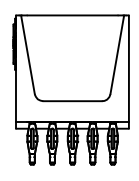
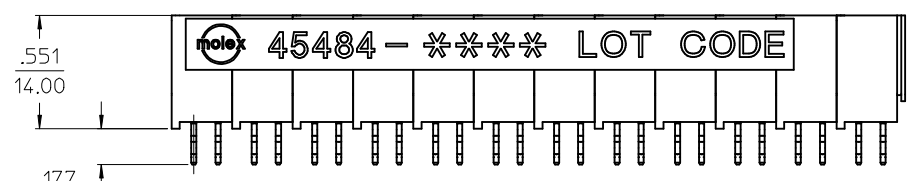


- NOTES:
1. MATERIAL: LCP, GLASS FILLED, UL94V-0, BLACK.
CONTACTS: COPPER ALLOY
 2. FINISH: SELECT GOLD: 30 MI MIN.
SELECT TIN: 100 MI MIN.
BOTH OVER NICKEL
 3. PRODUCT SPECIFICATION: PS-45424-001.
 4. PACKAGING SPECIFICATION: PK-45484-001.
 5. PCB HOLE SPECIFICATION: PS-45424-001.



MODULE 1



PD	PD	PD	PD	PD	PD	PD	PD	PD	PD	PD	PD
200	200	200	200	200	200	200	200	200	200	200	200

PCB LAYOUT: COMPONENT SIDE
PCB THICKNESS: .093/2.36
PCB TOLERANCE: ±.002/0.05

GEOM TOL PCB	EC NO: UCP2005-2724	DRWN: ADRA1N02005/07/07	CH'KD: KSAMIEC 2005/07/08	APPR: APATEL 2005/08/17	QUALITY
					SYMBOLS
D1	REV	DESCRIPTION	DRAFT WHERE APPLICABLE MUST REMAIN WITHIN DIMENSIONS		

GENERAL TOLERANCES (UNLESS SPECIFIED)	
	mm INCH
4 PLACES	± --- ± ---
3 PLACES	± --- ± .010
2 PLACES	± 0.25 ± .015
1 PLACE	± 0.38 ± ---
ANGULAR ± 1/2°	

SCALE	DESIGN UNITS
1:1	METRIC
DIMENSION STYLE	
IN/MM	
DRAWN BY	DATE
SAMIEC	2003/03/25
CHECKED BY	DATE
MARGULIS	2003/03/25
APPROVED BY	DATE
MARGULIS	2003/03/25

THIRD ANGLE PROJECTION		REVISE ON CAD ONLY	
TITLE			
POWER DOCK ASSEMBLY SOCKET VERTICAL CPI			
molex MOLEX INCORPORATED			
MATERIAL NO.	DOCUMENT NO.	SHEET NO.	
45484-0006	SD-45484-006	1 OF 1	
THIS DRAWING CONTAINS INFORMATION THAT IS PROPRIETARY TO MOLEX INCORPORATED AND SHOULD NOT BE USED WITHOUT WRITTEN PERMISSION			