

## BPRR Series



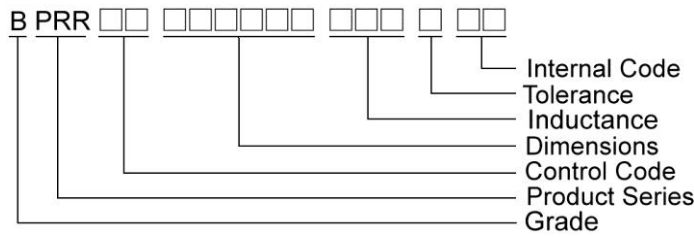
### Features

- RoHS, Halogen Free and REACH Compliance
- Magnetic shielded
- Various package size and wide inductance range

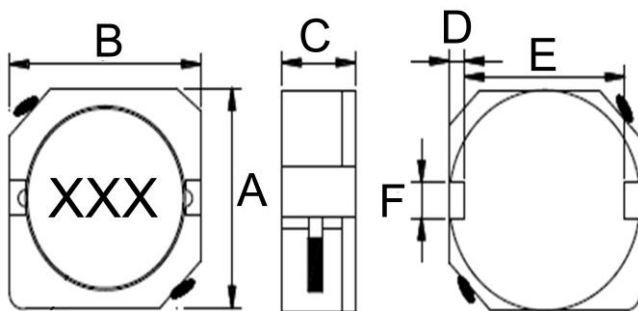
### Applications

- AP Routers
- STBs
- LCD TVs and monitors
- Game consoles
- LED lightings
- DC/DC converters

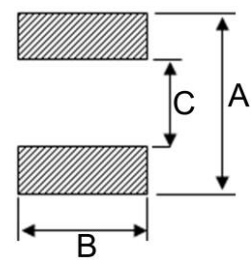
### Product Identification



### Shape and Dimensions



### Recommended Pattern



Dimensions in mm

TYPE	Shape and Dimensions						Recommended Pattern		
	A	B	C	D	E	F	A	B	C
BPRR00101031	10±0.5	10.1±0.5	3.1Max	1.2	7.7	3	10.7	3.2	7.3
BPRR00101041	10±0.5	10.1±0.5	4.1Max	1.2	7.7	3	10.7	3.2	7.3
BPRR00101051	10±0.5	10.1±0.5	5.1Max	1.2	7.7	3	10.7	3.2	7.3

## SMD Shielded Power Inductors – BPRR Series

### Standard Specifications

Part Number	Inductance (uH)	Tolerance (±%)	Test Frequency (kHz)	RDC (Ω)Max	Isat (A)Max	Irms (A)Typ	Marking
BPRR00101031R82□00	0.82	30	100	0.0090	9.5	7.0	R82
BPRR001010311R0□00	1.0	30	100	0.0110	8.0	5.8	1R0
BPRR001010311R5□00	1.5	30	100	0.0110	8.0	5.8	1R5
BPRR001010312R2□00	2.2	30	100	0.0169	6.7	5.1	2R2
BPRR001010313R3□00	3.3	30	100	0.021	5.56	4.7	3R3
BPRR001010313R6□00	3.6	30	100	0.021	5.56	4.7	3R6
BPRR001010314R7□00	4.7	20,30	100	0.030	4.65	4.0	4R7
BPRR001010315R6□00	5.6	20,30	100	0.033	4.30	3.8	5R6
BPRR001010316R8□00	6.8	20,30	100	0.035	3.84	3.6	6R8
BPRR001010318R2□00	8.2	30	100	0.050	3.54	3.0	8R2
BPRR00101031100□00	10	20,30	100	0.059	3.18	2.8	100
BPRR00101031150□00	15	20,30	100	0.091	2.60	2.05	150
BPRR00101031220□00	22	20,30	100	0.143	2.16	1.60	220
BPRR00101031270□00	27	20,30	100	0.180	1.80	1.40	270
BPRR00101031330□00	33	20,30	100	0.202	1.74	1.35	330
BPRR00101031390□00	39	20,30	100	0.250	1.60	1.30	390
BPRR00101031470□00	47	20,30	100	0.299	1.43	1.20	470
BPRR00101031560□00	56	20,30	100	0.325	1.36	1.15	560
BPRR00101031680□00	68	20,30	100	0.429	1.22	0.95	680
BPRR00101031820□00	82	20,30	100	0.494	1.14	0.80	820
BPRR00101031101□00	100	10,20	100	0.683	1.02	0.70	101
BPRR00101031121□00	120	10,20	100	0.754	0.89	0.65	121
BPRR00101031151□00	150	10,20	100	0.871	0.84	0.51	151
BPRR00101031221□00	220	10,20	100	1.20	0.49	0.50	221

**Note: When ordering, please specify tolerance code. Tolerance: K=±10% , M=±20% , T=±30%**

- Operating temperature range - 40°C ~ 125°C(Including self - temperature rise)
- Isat for Inductance drop 35% from its value without current
- Irms for a 40°C temperature rise from 25°C ambient with current
- Rated DC Current : The less value which is Isat or Irms

## SMD Shielded Power Inductors – BPRR Series

### Standard Specifications

Part Number	Inductance (uH)	Tolerance (±%)	Test Frequency (kHz)	RDC (Ω)Max	Isat (A)Max	Irms (A)Typ	Marking
BPRR00101031150□A0	15	20,30	100	0.089	3.4	2.2	150
BPRR00101031330□A0	33	20,30	100	0.18	2.7	1.3	330
BPRR00101031470□A0	47	20,30	100	0.24	2.0	1.0	470

**Note: When ordering, please specify tolerance code. Tolerance: M=±20% , T=±30%**

- Operating temperature range - 40°C ~ 125°C(Including self - temperature rise)
- Isat for Inductance drop 30% from its value without current
- Irms for a 40°C temperature rise from 25°C ambient with current
- Rated DC Current : The less value which is Isat or Irms

## SMD Shielded Power Inductors – BPRR Series

### Standard Specifications

Part Number	Inductance (uH)	Tolerance (±%)	Test Frequency (kHz)	RDC (Ω)Max	Isat (A)Max	Irms (A)Typ	Marking
BPRR001010411R0□00	1.0	30	100	0.0065	10.5	6.8	1R0
BPRR001010411R5□00	1.5	30	100	0.0081	10.0	6.5	1R5
BPRR001010412R2□00	2.2	20,30	100	0.0105	7.5	6.1	2R2
BPRR001010412R5□00	2.5	20,30	100	0.0105	7.5	6.1	2R5
BPRR001010413R3□00	3.3	20,30	100	0.013	6.0	5.5	3R3
BPRR001010413R8□00	3.8	20,30	100	0.013	6.0	5.5	3R8
BPRR001010413R9□00	3.9	20,30	100	0.013	6.0	5.5	3R9
BPRR001010414R4□00	4.4	30	100	0.022	5.8	5.4	4R4
BPRR001010414R7□00	4.7	20,30	100	0.022	5.8	5.4	4R7
BPRR001010415R2□00	5.2	20,30	100	0.022	5.5	5.4	5R2
BPRR001010416R2□00	6.2	30	100	0.027	5.0	4.5	6R2
BPRR001010416R8□00	6.8	20,30	100	0.027	4.8	4.5	6R8
BPRR001010417R0□00	7.0	20,30	100	0.027	4.8	4.5	7R0
BPRR001010418R2□00	8.2	20,30	100	0.030	4.5	4.2	8R2
BPRR00101041100□00	10	20,30	100	0.035	4.4	3.8	100
BPRR00101041110□00	11	20,30	100	0.040	4.0	3.6	110
BPRR00101041120□00	12	20,30	100	0.046	3.7	3.4	120
BPRR00101041150□00	15	20,30	100	0.050	3.6	3.1	150
BPRR00101041180□00	18	20,30	100	0.069	3.1	2.6	180
BPRR00101041220□00	22	20,30	100	0.073	2.9	2.5	220
BPRR00101041270□00	27	20,30	100	0.088	2.6	2.3	270
BPRR00101041330□00	33	20,30	100	0.093	2.3	2.2	330
BPRR00101041390□00	39	20,30	100	0.127	2.2	2.0	390
BPRR00101041470□00	47	20,30	100	0.128	2.1	1.9	470
BPRR00101041560□00	56	20,30	100	0.188	1.65	1.5	560
BPRR00101041680□00	68	20,30	100	0.213	1.50	1.42	680
BPRR00101041820□00	82	20,30	100	0.283	1.45	1.30	820
BPRR00101041101□00	100	10,20	100	0.304	1.35	1.25	101
BPRR00101041121□00	120	10,20	100	0.375	1.20	1.08	121
BPRR00101041151□00	150	10,20	100	0.506	1.15	0.85	151
BPRR00101041181□00	180	10,20	100	0.568	1.00	0.75	181
BPRR00101041221□00	220	10,20	100	0.756	0.92	0.70	221
BPRR00101041271□00	270	10,20	100	0.853	0.84	0.55	271
BPRR00101041331□00	330	10,20	100	1.09	0.70	0.52	331
BPRR00101041471□00	470	10,20	100	1.49	0.55	0.48	471

**Note: When ordering, please specify tolerance code. Tolerance: K=±10% , M=±20% , T=±30%**

- Operating temperature range - 40°C ~ 125°C(Including self - temperature rise)
- Isat for Inductance drop 35% from its value without current
- Irms for a 40°C temperature rise from 25°C ambient with current
- Rated DC Current : The less value which is Isat or Irms

Please be sure to request approval specifications that provide further details of the products. Kindly note that the content of these specifications are subject to change or may be discontinued without prior notice. This product may not be designed/used in medical or high risk applications without Chilisin approval. Please contact our sales department before ordering.

## SMD Shielded Power Inductors – BPRR Series

### Standard Specifications

Part Number	Inductance (uH)	Tolerance (±%)	Test Frequency (kHz)	RDC (Ω)Max	Isat (A)Max	Irms (A)Typ	Marking
BPRR001010411R0□A0	1.0	30	100	0.0055	12	8.8	1R0
BPRR001010411R2□A0	1.2	30	100	0.0055	12	8.8	1R2
BPRR001010411R5□A0	1.5	30	100	0.0066	11	8.4	1R5
BPRR001010411R8□A0	1.8	30	100	0.0072	10.4	8.2	1R8
BPRR001010412R0□A0	2.0	30	100	0.0072	10.4	8.2	2R0
BPRR001010412R2□A0	2.2	20,30	100	0.0072	10.4	8.2	2R2
BPRR001010413R3□A0	3.3	30	100	0.0103	8.0	7.2	3R3
BPRR001010414R7□A0	4.7	30	100	0.0120	5.7	6.5	4R7
BPRR001010415R6□A0	5.6	20,30	100	0.0192	5.5	5.4	5R6
BPRR001010416R8□A0	6.8	20,30	100	0.0204	4.8	5.1	6R8
BPRR00101041100□A0	10	20,30	100	0.0288	4.30	4.3	100
BPRR00101041150□A0	15	20,30	100	0.0445	4.15	3.5	150
BPRR00101041220□A0	22	20,30	100	0.0663	4.0	2.8	220
BPRR00101041330□A0	33	20,30	100	0.101	3.5	2.3	330
BPRR00101041390□A0	39	20,30	100	0.14	3.2	2.1	390
BPRR00101041470□A0	47	20,30	100	0.17	2.8	2.0	470
BPRR00101041560□A0	56	20,30	100	0.20	2.3	1.9	560
BPRR00101041680□A0	68	20	100	0.24	2.1	1.8	680
BPRR00101041101□A0	100	20	100	0.28	1.7	1.7	101
BPRR00101041121□A0	120	20	100	0.33	1.6	1.5	121
BPRR00101041151□A0	150	20	100	0.40	1.4	1.4	151
BPRR00101041331□A0	330	20	100	1.10	0.9	0.7	331

**Note: When ordering, please specify tolerance code. Tolerance: M=±20% , T=±30%**

- Operating temperature range - 40°C ~ 125°C(Including self - temperature rise)
- Isat for Inductance drop 30% from its value without current
- I rms for a 40°C temperature rise from 25°C ambient with current
- Rated DC Current : The less value which is Isat or I rms

## SMD Shielded Power Inductors – BPRR Series

### Standard Specifications

Part Number	Inductance (uH)	Tolerance (±%)	Test Frequency (kHz)	RDC (Ω)Max	Isat (A)Max	Irms (A)Typ	Marking
BPRR001010511R2□00	1.2	30	100	0.0058	10.5	8.3	1R2
BPRR001010511R5□00	1.5	30	100	0.0058	10.5	8.3	1R5
BPRR001010511R8□00	1.8	30	100	0.0072	9.25	7.5	1R8
BPRR001010512R2□00	2.2	20,30	100	0.0072	9.25	7.5	2R2
BPRR001010513R3□00	3.3	30	100	0.0104	7.8	6.5	3R3
BPRR001010514R7□00	4.7	20,30	100	0.0123	6.4	6.1	4R7
BPRR001010516R8□00	6.8	20,30	100	0.018	5.4	5.4	6R8
BPRR001010518R2□00	8.2	20,30	100	0.020	4.85	5.0	8R2
BPRR00101051100□00	10	20,30	100	0.026	4.45	4.5	100
BPRR00101051120□00	12	20,30	100	0.033	4.0	3.8	120
BPRR00101051150□00	15	20,30	100	0.041	3.6	3.4	150
BPRR00101051180□00	18	20,30	100	0.046	3.2	3.1	180
BPRR00101051220□00	22	20,30	100	0.061	2.95	2.9	220
BPRR00101051270□00	27	20,30	100	0.069	2.7	2.6	270
BPRR00101051330□00	33	20,30	100	0.084	2.4	2.5	330
BPRR00101051390□00	39	20,30	100	0.106	2.3	2.25	390
BPRR00101051470□00	47	20,30	100	0.130	2.0	2.0	470
BPRR00101051560□00	56	20,30	100	0.149	1.9	1.9	560
BPRR00101051680□00	68	20,30	100	0.201	1.65	1.6	680
BPRR00101051820□00	82	20,30	100	0.227	1.5	1.45	820
BPRR00101051101□00	100	10,20	100	0.253	1.35	1.35	101
BPRR00101051121□00	120	10,20	100	0.303	1.28	1.18	121
BPRR00101051151□00	150	10,20,30	100	0.370	1.12	1.10	151
BPRR00101051181□00	180	10,20	100	0.419	1.04	1.00	181
BPRR00101051221□00	220	10,20	100	0.500	0.94	0.94	221
BPRR00101051271□00	270	10,20	100	0.672	0.84	0.80	271
BPRR00101051331□00	330	10,20	100	0.812	0.75	0.73	331
BPRR00101051391□00	390	10,20	100	0.953	0.70	0.70	391
BPRR00101051471□00	470	10,20	100	1.289	0.60	0.54	471
BPRR00101051561□00	560	10,20	100	1.430	0.54	0.52	561
BPRR00101051681□00	680	10,20	100	1.599	0.52	0.51	681
BPRR00101051821□00	820	10,20	100	1.768	0.50	0.48	821
BPRR00101051102□00	1000	10,20	100	1.989	0.48	0.42	102

**Note: When ordering, please specify tolerance code. Tolerance: K=±10% , M=±20% , T=±30%**

- Operating temperature range - 40°C ~ 125°C(Including self - temperature rise)
- Isat for Inductance drop 35% from its value without current
- Irms for a 40°C temperature rise from 25°C ambient with current
- Rated DC Current : The less value which is Isat or Irms

Please be sure to request approval specifications that provide further details of the products. Kindly note that the content of these specifications are subject to change or may be discontinued without prior notice. This product may not be designed/used in medical or high risk applications without Chilisin approval. Please contact our sales department before ordering.

## SMD Shielded Power Inductors – BPRR Series

### Standard Specifications

Part Number	Inductance (uH)	Tolerance (±%)	Test Frequency (kHz)	RDC (Ω)Max	Isat (A)Max	Irms (A)Typ	Marking
BPRR001010511R0□A0	1.0	30	100	0.0072	18	12	1R0
BPRR001010511R2□A0	1.2	30	100	0.0098	15	10	1R2
BPRR001010511R3□A0	1.3	20,30	100	0.0098	15	15	1R3
BPRR001010511R5□A0	1.5	30	100	0.0098	15	10	1R5
BPRR001010511R8□A0	1.8	30	100	0.0107	12.8	9.1	1R8
BPRR001010512R2□A0	2.2	30	100	0.0120	10.0	8.0	2R2
BPRR001010512R5□A0	2.5	30	100	0.0120	10.0	8.0	2R5
BPRR001010513R3□A0	3.5	30	100	0.0155	7.0	6.5	3R3
BPRR001010513R5□A0	2.2	20,30	100	0.0155	7.0	6.5	3R5
BPRR001010514R7□A0	4.7	20,30	100	0.0160	6.5	6.0	4R7
BPRR001010515R6□A0	5.6	20,30	100	0.0178	6.4	5.6	5R6
BPRR001010516R8□A0	6.8	20,30	100	0.018	6.3	5.4	6R8
BPRR001010518R2□A0	8.2	20,30	100	0.020	6.1	5.2	8R2
BPRR00101051100□A0	10	20,30	100	0.026	6.0	4.3	100
BPRR00101051120□A0	12	20,30	100	0.033	4.5	3.9	120
BPRR00101051150□A0	15	20,30	100	0.041	4.2	3.3	150
BPRR00101051180□A0	18	20,30	100	0.046	3.8	3.1	180
BPRR00101051220□A0	22	20,30	100	0.061	3.4	3.0	220
BPRR00101051270□A0	27	20,30	100	0.069	3.3	2.8	270
BPRR00101051330□A0	33	20,30	100	0.084	2.8	2.6	330
BPRR00101051390□A0	39	20,30	100	0.106	2.65	2.4	390
BPRR00101051470□A0	47	20,30	100	0.130	2.5	2.2	470
BPRR00101051560□A0	56	20,30	100	0.149	2.3	2.0	560
BPRR00101051680□A0	68	20,30	100	0.201	2.1	1.7	680
BPRR00101051820□A0	82	20,30	100	0.227	1.8	1.5	820
BPRR00101051101□A0	100	20,30	100	0.253	1.6	1.4	101
BPRR00101051121□A0	120	20,30	100	0.303	1.5	1.3	121
BPRR00101051151□A0	150	20,30	100	0.35	1.4	1.2	151
BPRR00101051181□A0	180	20,30	100	0.40	1.3	1.1	181
BPRR00101051221□A0	220	20,30	100	0.50	1.0	1.0	221
BPRR00101051102□A0	1000	20	100	1.88	0.5	0.55	102

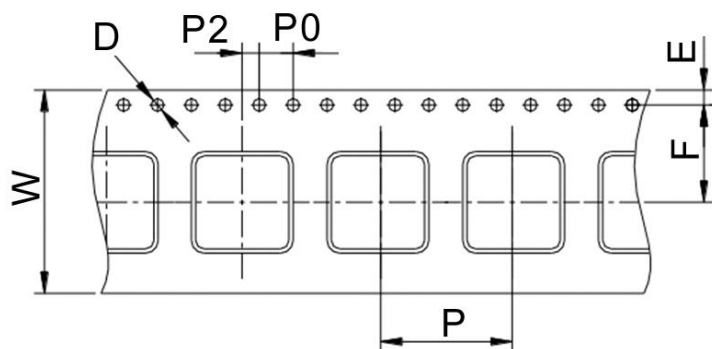
**Note: When ordering, please specify tolerance code. Tolerance: M=±20% , T=±30%**

- Operating temperature range - 40°C ~ 125°C(Including self - temperature rise)
- Isat for Inductance drop 30% from its value without current
- Irms for a 40°C temperature rise from 25°C ambient with current
- Rated DC Current : The less value which is Isat or Irms

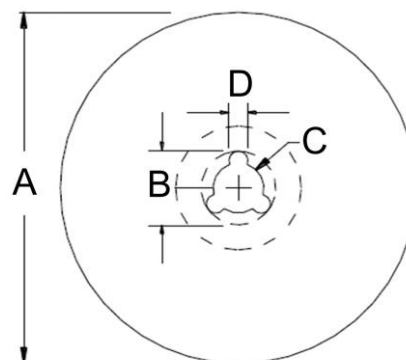
# SMD Shielded Power Inductors – BPRR Series

## Packaging Specifications

Tape Dimensions



Reel Dimensions



Dimensions in mm

TYPE	Tape Dimensions							Reel Dimensions				Quantity PCS / Reel
	W	D	E	F	P	P0	P2	A	B	C	D	
BPRR00101031	24	1.5	1.75	11.5	16	4	2	330	20	13	2	1000
BPRR00101041	24	1.5	1.75	11.5	16	4	2	330	20	13	2	900
BPRR00101051	24	1.5	1.75	11.5	16	4	2	330	20	13	2	700